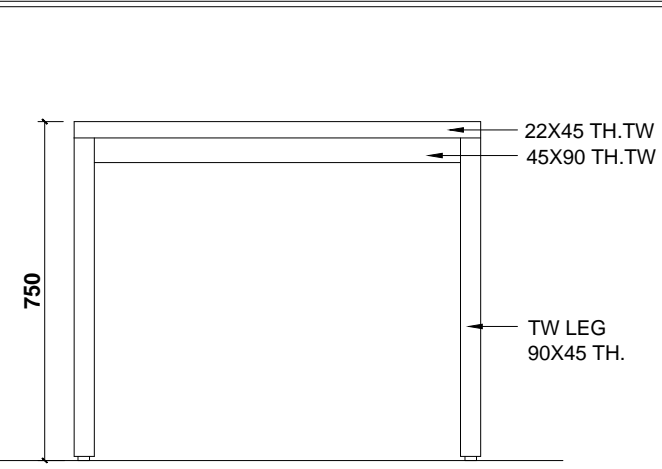
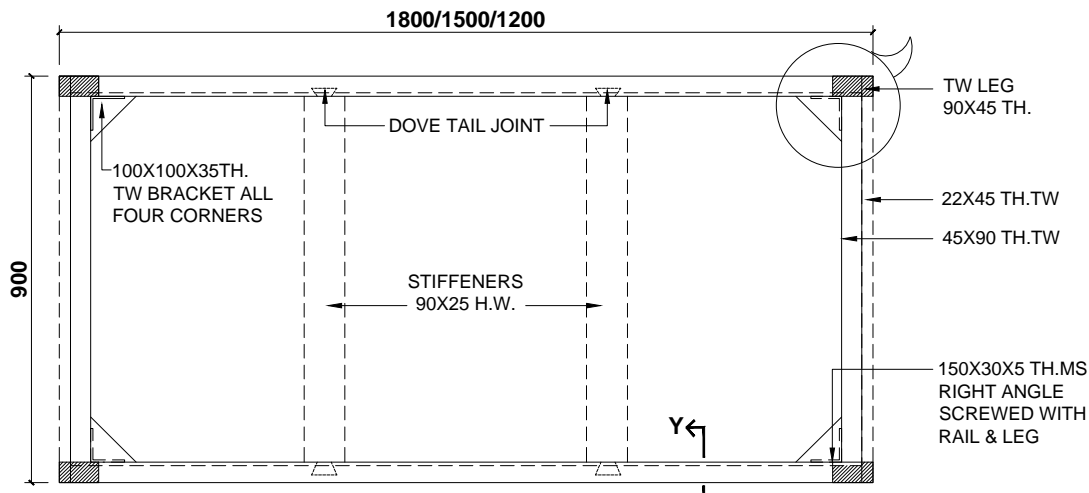


FRONT ELEVATION

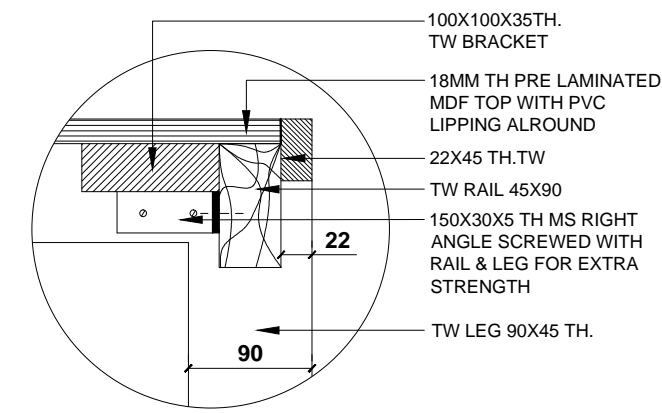


SIDE ELEVATION

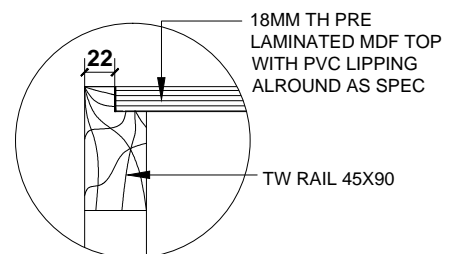


PLAN (FOR 8/6/4 PERSONS)

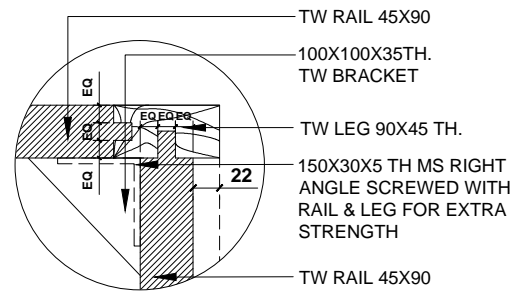
1800X900 (FOR 8 PERSONS)
1500X900 (FOR 6 PERSONS)
1200X900 (FOR 4 PERSONS)



DETAIL AT 'A'

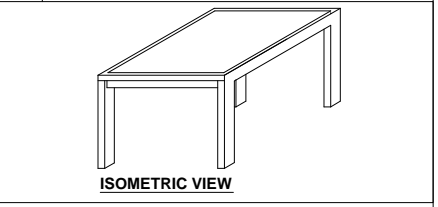


DETAIL AT YY



DETAIL AT 'B'

NOTES	
	ALL DIMENSIONS GIVEN ARE IN MILLIMETERS.
	CONTRACTOR TO CHECK & VERIFY ALL DIMENSIONS BEFORE EXECUTION OF WORK.
	FIGURED DIMENSIONS SHALL BE FOLLOWED.
	ALL DIMENSIONS GIVEN FOR WOOD WORK ARE FINISHED SIZES.
	ALL WOOD WORK AND VENEERED SURFACES SHALL BE FRENCH POLISH AS SPECIFIED EXCEPT WHERE PAINTING IS INDICATED ON DRAWINGS.
6	TIMBER SHALL BE SEASONED TEAKWOOD GDE-I UNLESS OTHERWISE SPECIFIED.
7	PRE LAMINATED MDF BOARD OF GRADE-I EXTERIOR QUALITY AS PER IS:14587 SHALL BE USED.
8	ALL JOINTS & FIXING SHALL BE DONE BY COMPUTER NUMERICAL CONTROL (CNC) IN ACCORDANCE WITH THE STANDARD WORKMANSHIP / SPECIFICATION.
9	DINING TABLE OF 1200X900 SIZE SHALL BE PROVIDED WITH ONLY ONE STIFFENER IN THE CENTER OF THE TABLE.
10	6 MM TH TW LIPPING SHALL BE PROVIDED ON ALL THE EXPOSED EDGES OF MDF DULY TREATED WITH FRENCH POLISH AS SPECIFIED.
11	THIS DRG SUPERSEDES DRG NO. FD-273 SHEET NO.1/2 & 2/2.



SNO	DATE	DESCRIPTION	INITIAL

REVISION

2011 SERIES

DTE OF ARCHITECTURE
 E-IN-C'S BRANCH
 INTEGRATED HQ OF MOD (ARMY)


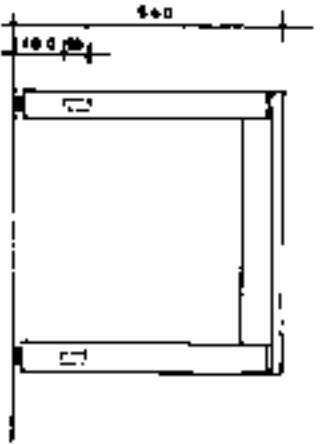
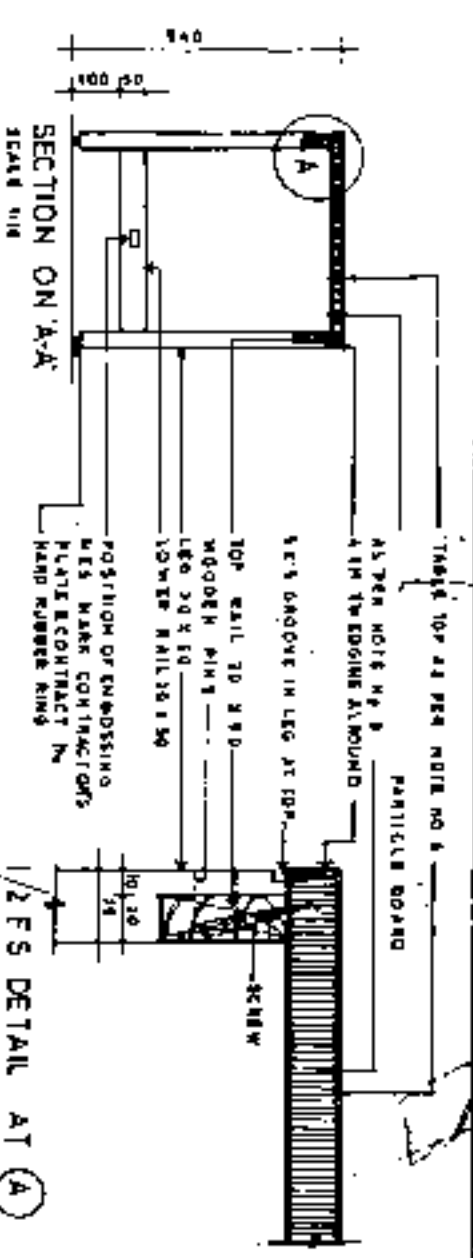


DATE - 08-07-2011	TABLE DINING	SHEET No 1/1
SCALE - NTS		

DRN - BRIJESH KUMAR

DRG NO. - FD/MAP-II/03 **PLAN, ELE, SEC & DETAILS**

 (T J CHAWLA)
 JT DIR (ARCH)
 (JAGDEV THAKUR)
 DIR (ARCH)
 (MALA MOHAN)
 JT DG (ARCH)



- NOTES**
- CONSTRUCTION TO CHECK AND VERIFY ALL THE DIMENSIONS BEFORE BEGINNING OF THE WORK
 - PAINTED DIMENSIONS SHALL BE FOLLOWED
 - ALL DIMENSIONS GIVEN ARE IN MILLIMETERS
 - ALL JOINTS GIVEN FOR WOODWORK ARE FINISHED SIZES
 - ALL WOOD WORK AND TALL VERTICAL SURFACE SHALL BE FINISH PAINTED EXCEPT WHERE PAINTING IS SPECIFIED IN JAW
 - PAINT SHALL BE (PLANT) SEASOONED TYPICALLY AS PER B-1001-879 FINE FINE JOINTS AND GLAZES SHALL BE USED WITH NEUTRAL CONTACTS RESPONSIBLE AS PER B-207-879
 - ALL JOINTS & ROUNDS SHALL BE DONE IN ACCORDANCE WITH THE STANDARD WORKSHOP / SPECIFICATION

THIS IS EXHAUSTIVE BOUND DRAWING WITH PHOTOS FOR MANUFACTURING AS PER IS - BODY - DRAW WITH 1-DRAW TO ORDER - DRAWING NUMBER AS PER 18-3048 - 1968 - FROM THE 200 SHALL BE USED AS PER - IMPROVE THE OF FORMER SIZE NO L-431 - DETAIL SHALL NO L-441 - IMPROVE SHALL BE 5-1/2 X 7 1/2 - DIMENSIONS SHALL NO NEW - AS SPECIFIED IN DRAWING.

THIS DRAWING SUPERSEDES ALL THE PREVIOUS DRAWINGS.

OFFICERS MESS FURNITURE

Department: **DTE OF ARCHITECTURE**
 Type: **OFFICERS MESS** E-IN-C's BRANCH
 Item: **TABLE** ARMY HEAD QUARTERS

Date: **22-8-2021**
 Scale: **AS SHOWN**
 Drawing No: **FO-582-1/1**
 (500X 500 540)


PLAN, ELEVATION, SECTION AND DETAILS

Scale: **AS SHOWN**
 Drawing No: **FO-582-1/1**

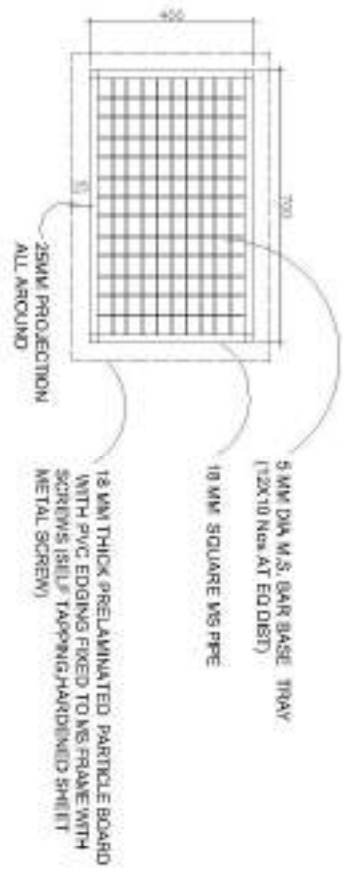
Checked by: **[Signature]**
 On: **22/08/2021**

Drawn by: **[Signature]**
 Date: **22/08/2021**

FO-582-1/1



ELEVATION



PLAN

- NOTES**
1. ALL DIMENSIONS GIVEN IN MM
 2. ALL STEEL MEMBERS/SURFACES ARE POWDER COATED
 3. FIGURED DIMENSIONS SHALL BE FOLLOWED.

DTE OF ARCHITECTURE
E-IN-C'S BRANCH
INTEGRATED HQ OF MOD (ARMY)

DATE: 18.10.2025	SHEET No: 11
DRWN: SIB A PRAKAS	TEAPOY
SCALE	VERANDAH
PROJ. NO. / DEPARTMENT	PLAN, ELEV. DETAILS

 S. Sankar ARCHT. ARCHT.	 V. S. Prasad DR. ARCHT.	 P. S. Prasad DR. ARCHT.
---	---	---

Fowler Hospital Bed Functions (Head Elevation & Knee Rest/elevations)
with Aluminum Collapsible Side Guard Rails & Mattress



Colour	Ivory
Brand	P.M.P.S.
Size	Large
Item dimensions L x W x H	193 x 91.4 x 45.7 Centimeters
Product Care Instructions	Wipe with Dry Cloth
Model No	Motorised Fowler Commode/Toilet Hospital Bed -2
About this item	<ul style="list-style-type: none"> • size- 76LX36WX18H - inches • 2- function control by handheld remote (backrest lift & leg lift) • mattress - foam mattress with specially designed toilet hole & lid cover • caster wheels with brake 2+2 • collapsible safety guard rail

Bed Fowler Steel 02 Function for head and knee rest with commode bed and dining Board (L= 2000 X W=920 X H=460 mm)



Folding Mechanism



Double swivel castor with total lock, centrally operated, stem Ø32x50mm, wheel diameter: 150mm, load capacity: 150 kg, with non-marking grey polyurethane tyres (TPU) / 54 shore A, Conductive



<https://hospitalbedkart.com/product/p-m-p-s-2-functions-pee-bed-fowler-commode-toilet-crank-system-hospital-bed-i-head-knee-rest-elevations-alumunium-collapsible-mattress-i-diy-self-installation-i-manual/>



BED STED IRON HOSPITAL

SPECIFICATION

Product Sub Type
: Deluxe Semi Fowler

Type of Product
: Hospital Bed

Bed Dimension (LxWxH)
: 80.34 x 35.49 x 23.79 Inch

Material Finish
: Epoxy Powder Coated

Model No
: WH-104

Make: Wellton Healthcare





COUCH EXAMINATION Drg No : VEX - 1002

Framework	ERW Tubular Framework 25 mm dia 1.6 mm thick MS Tubes and 1 mm thick MS Sheets
Legs Fitted	PVC Rubber Shoes
Backrest	Richet mechanism
Frame Top	Fixed 50 mm thick Cushioned Top with Rexine Cover
Dimension	1830mm (L) x 610mm (B) x 825mm (H)
Color	Powder Coated with Broken White

Overall dimension : 1830mm (L) x 610mm (W) X 825mm (H).

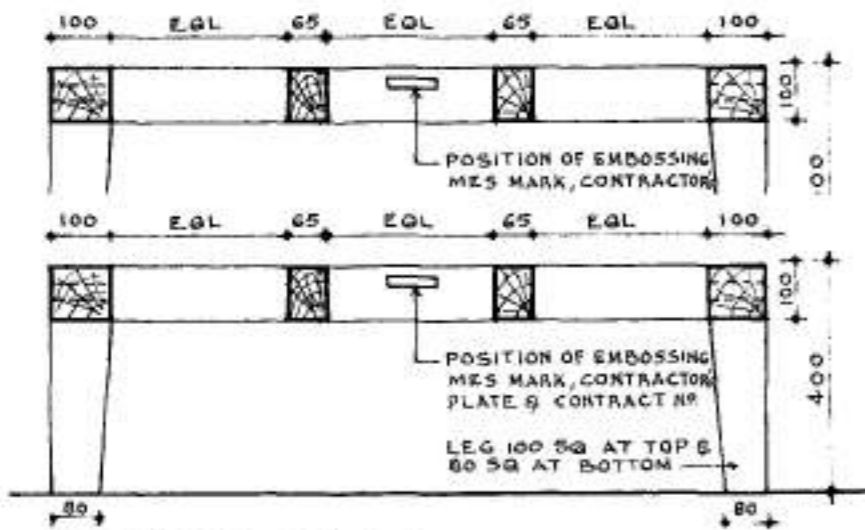
Strong mild steel ERW tubular frame work.

Fitted with machine pressed double bent two section mild steel CRCA sheet with fixed cushioned top.

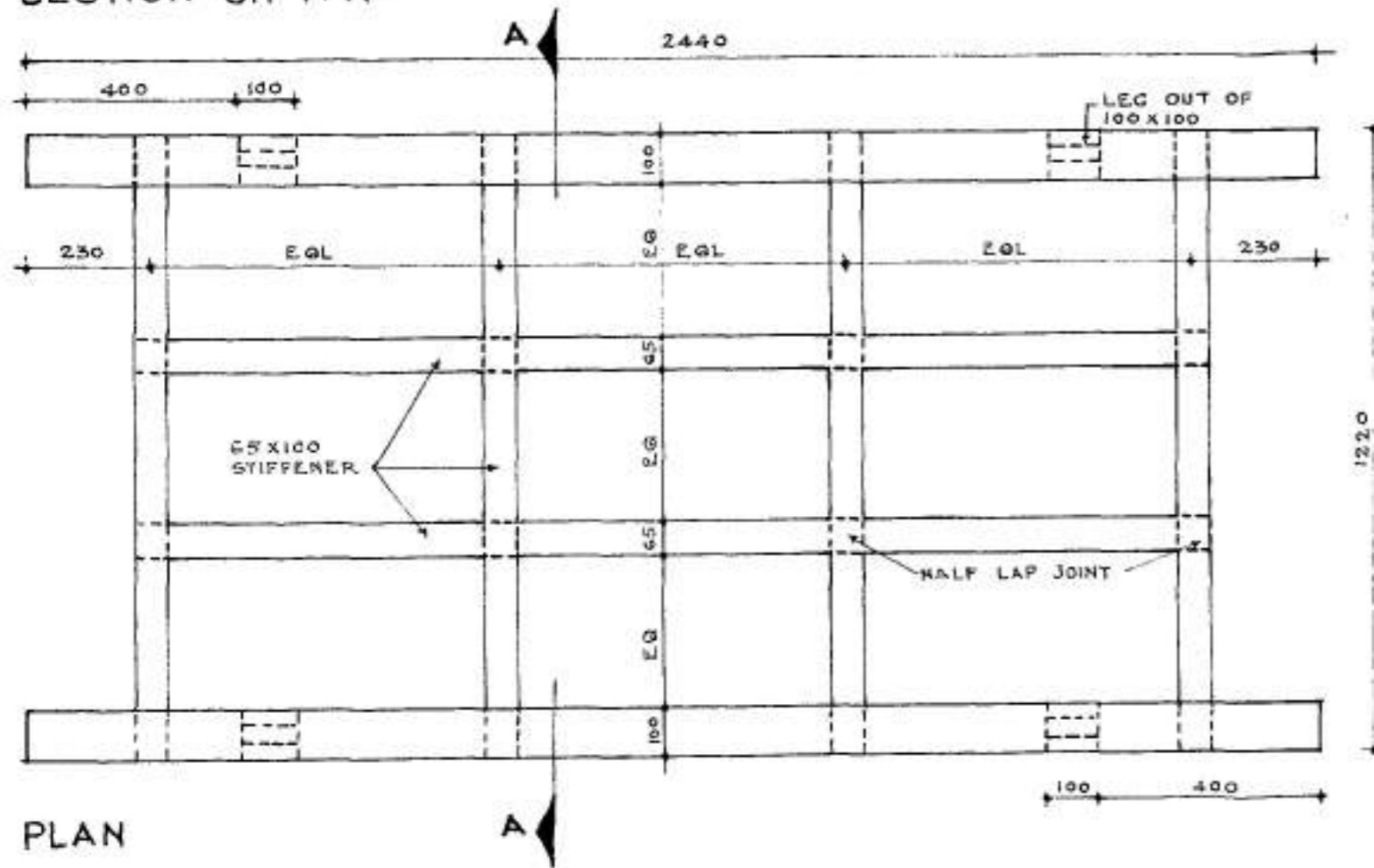
Manually adjustable headrest on ratchet mechanism.

Legs fitted with rubber shoes. Pre-treated and powder coated finish.

Supplied in knocked down condition.



SECTION ON A-A.



PLAN



SL NO	NOTES:-
1.	CONTRACTOR TO CHECK & VERIFY ALL DIMENSIONS BEFORE EXECUTION OF THE WORK.
2.	FIGURED DIMENSIONS SHALL BE FOLLOWED.
3.	...
8.	THIS DRG. SUPERSEDES DRG. NO FD-141

DETAILS OF QUANTITIES.	
8.	THIS DRG. SUPERSEDES DRG. NO FD-141

DETAILS OF QUANTITIES.	
TIMBER:	
LEGS	4 X 400 X 100 X 100 = 0.0140
RAILS	2 X 2440 X 100 X 100 = 0.0488
STIFFENER	4 X 1220 X 65 X 100 = 0.0291
- DO -	2 X 1220 X 65 X 100 = 0.0257
	= 0.1176 CM.

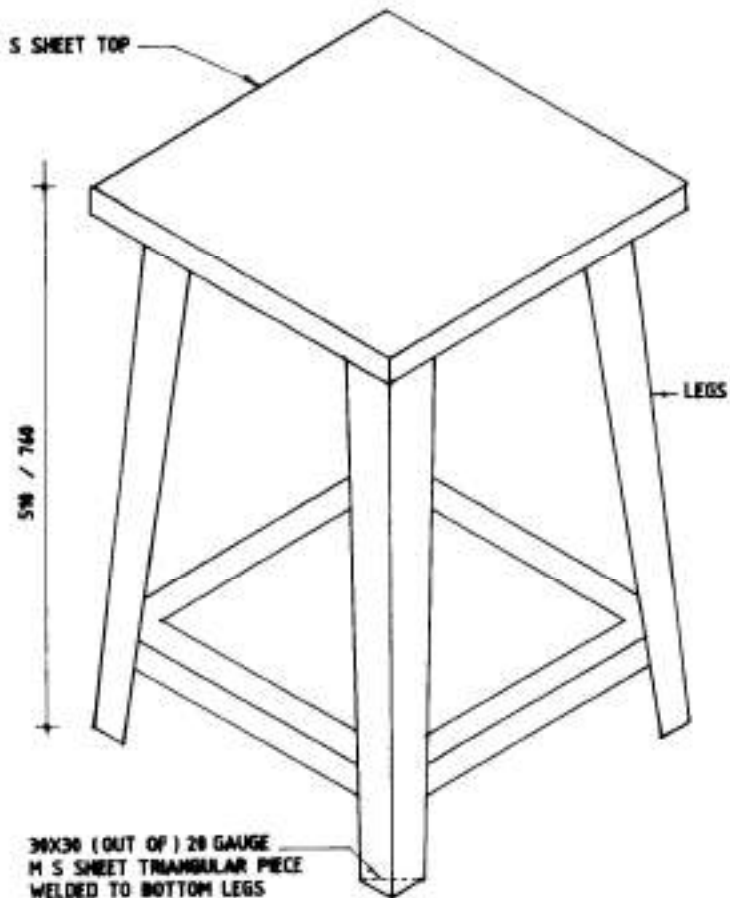
MISCELLANEOUS.	
CREOSOTE OIL	2 LITRES

DATE	DESCRIPTION	INITIALS
REVISIONS.		

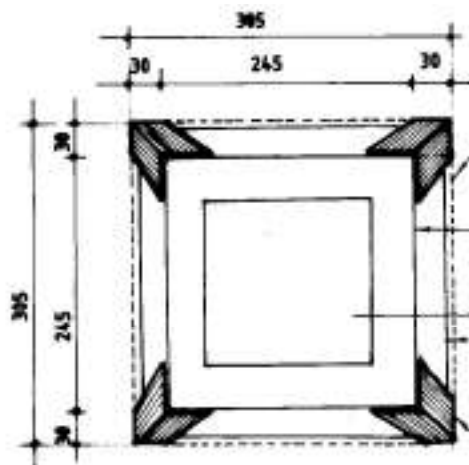
TRESTLE (2440 X 1220)		
DATE	27-9-71	E-IN-C'S BRANCH ARMY HEADQUARTERS REF: NO FD-141(METRIC)
DRN	RAO	
TCD	KAILASH	
CKD	SD **	
SCALE	AS SHOWN	SHEET No. 1/1

TRUE COPY		sd x x (V.H. VASUDEVA) ARCHITECT
DATE	30-9-75	sd x x (S. BALAKRISHNAN) SENIOR ARCHITECT
TCD	SL KHATRI	
COMP	ASSH ARCHITECT.	
		sd x x (L.S. KUMAWAT) CHIEF ARCHITECT FOR ENGINEER-IN-CHIEF ARQ

18 GAUGE M S SHEET TOP



ISOMETRIC VIEW



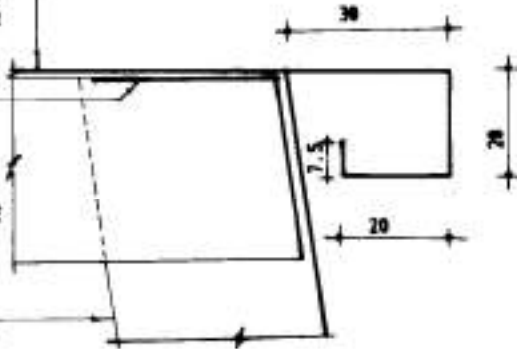
PLAN AT TOP OF LEGS
SCALE = 1:5

18 GAUGE M S SHEET
TOP (FOR SEAT) WELDED
TO LEGS & TOP STIFFNER

20 GAUGE M S SHEET
TOP STIFFNER MADE
TO SHAPE OUT OF 70
WIDE WELDED TO LEGS

20 GAUGE M S SHEET
BOTTOM STIFFENER MADE
TO SHAPE OUT OF 60
WIDE WELDED TO LEGS

20 GAUGE M S SHEET
LEGS MADE TO SHAPE
OUT OF 80 WIDE



SECTIONAL DETAIL AT 'P'
SCALE = 1:1

NOTES

- 1 CONTRACTOR TO CHECK AND VERIFY ALL DIMENSIONS BEFORE EXECUTION OF THE WORK
- 2 FIGURED DIMENSION SHALL BE FOLLOWED
- 3 ALL DIMENSIONS ARE GIVEN IN MILLIMETERS
- 4 ALL JOINTS/WELDING/PILING SHALL BE DONE IN ACCORDANCE WITH THE STANDARD WORKMANSHIP/SPECIFICATION
- 5 STOVE ENAMELLED FINISH TO THE REQUIRED SHADE SHALL BE PROVIDED

Dte of Architecture
E-IN-C's Branch
Army Headquarters

DATE : 09-01-92

STOOL STEEL

SCALE : AS SHOWN

DRG NO :
FD 409 SH 1/1

PLAN, ISOMETRIC VIEW & DETAIL



M L DUA
M L DUA
ASSTT ARCHITECT

NITRA
NITRA
SENIOR ARCHITECT

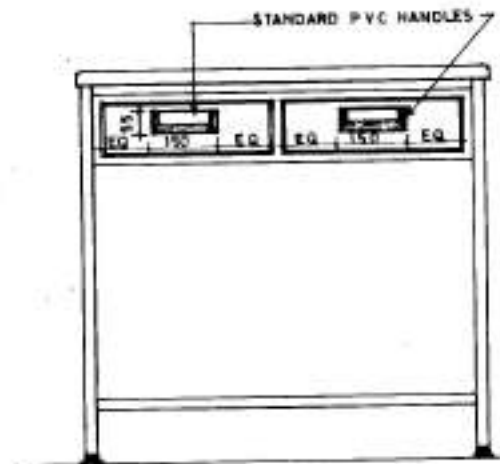
DRN A THANNI

SCRIBER NARESH
GUPTA

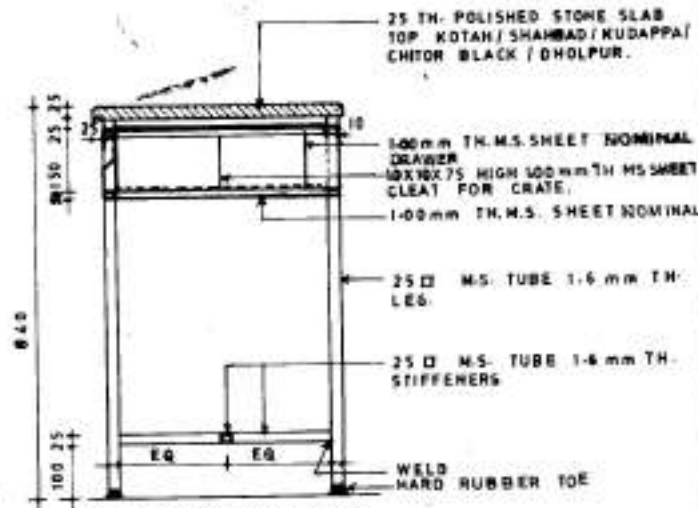
CHK

K C NAGPAL
K C NAGPAL
ARCHITECT

J L ARYA
CHIEF ARCHITECT
FOR E-IN-C AND



FRONT ELEVATION

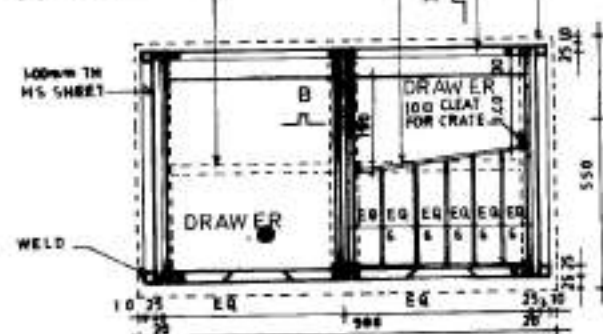


SECTION ON 'A-A'

25 TH. POLISHED STONE SLAB TOP KOTAH/SHAHBAD KUDAPPA / CHITOR BLACK / DHOLPUR.

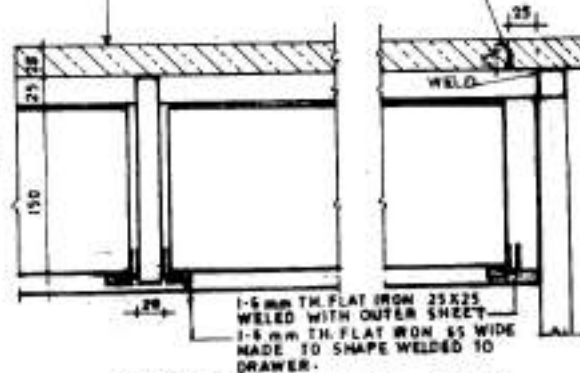
25 \square M.S. TUBE 1.6 mm TH. TOP RAIL. 1.00mm THICK M.S. SHEET MADE TO SHAPE 75 HIGH AT EQUAL DISTANCE REMOVABLE CRATE.

25 \square M.S. TUBE 1.6 mm TH. STIFFENER.



PLAN SCALE A

6mm M.S. LUGS 15 LONG WELDED TO TOP RAILS.



1/4 FS DETAIL AT 'B-B'

SL No	NOTES
1	CONTRACTOR TO CHECK AND VERIFY ALL DIMENSIONS BEFORE EXECUTION OF THE WORK.
2	FIGURED DIMENSIONS SHALL BE FOLLOWED.
3	ALL DIMENSIONS GIVEN ARE IN MILLIMETRES.
4	ALL JOINTS / WELDING / FIXING SHALL BE DONE IN ACCORDANCE WITH THE STANDARD WORKMANSHIP AND SPECIFICATIONS.
5	SHUTTERS / DRAWERS SHALL BE PROVIDED WITH PVC COVERING RECESSED HANDLE AND LOCKING ARRANGEMENT WHERE SHOWN.
6	ALL WELDED CONSTRUCTION & STEEL WORK SHALL BE PAINTED INTERNALLY & EXTERNALLY WITH OLIVE GREEN OR SILVER GREY OR AS REQUIRED SHADE OVER A COAT OF PRIMER TRIS DRG SUPERSEDES DRG NO FD 295
7	NOTE :- WHERE EVER 1.00MM TH M.S. SHEET MENTIONED SHOULD BE READ 1.00MM NOMINAL TH M.S. SHEET.

29-9-93	DUE TO TECHNICAL REASONS SPECIFICATIONS, DRG NO AND DATE HAVE BEEN CHANGED.	<i>[Signature]</i> CHIEF ARCHITECT
DATE	DESCRIPTION	SIG OF OFFICER

REVISION

वास्तुकलाविदेशालय DTE OF ARCHITECTURE
प्रमुख अभियन्ता कार्यालय E-IN-C's BRANCH
भारत सेना मुख्यालय ARMY HEADQUARTERS

दिनांक DATE	29-9-93
माप SCALE	AS SHOWN
ड्रॉइंग DRG. NO	FD-1020 SH (P)
TABLE PANTRY (STEEL)	
PLAN, ELEVATION, SECTION	

CA	<i>[Signature]</i> D.K. VARMA अ. अभि. अ. आर्च	<i>[Signature]</i> K.K. MITRA वरिष्ठ अभि. अ. आर्च
परामर्श DRN	<i>[Signature]</i> N.S. GUPTA, J.K. NAIR	<i>[Signature]</i> SURENDRA PRASAD
परिष्कार CKD	BR. 00601 अ. आर्च	CHIEF ARCH FOR E-IN-C

25- F-2/21 PD-2000
FD 500

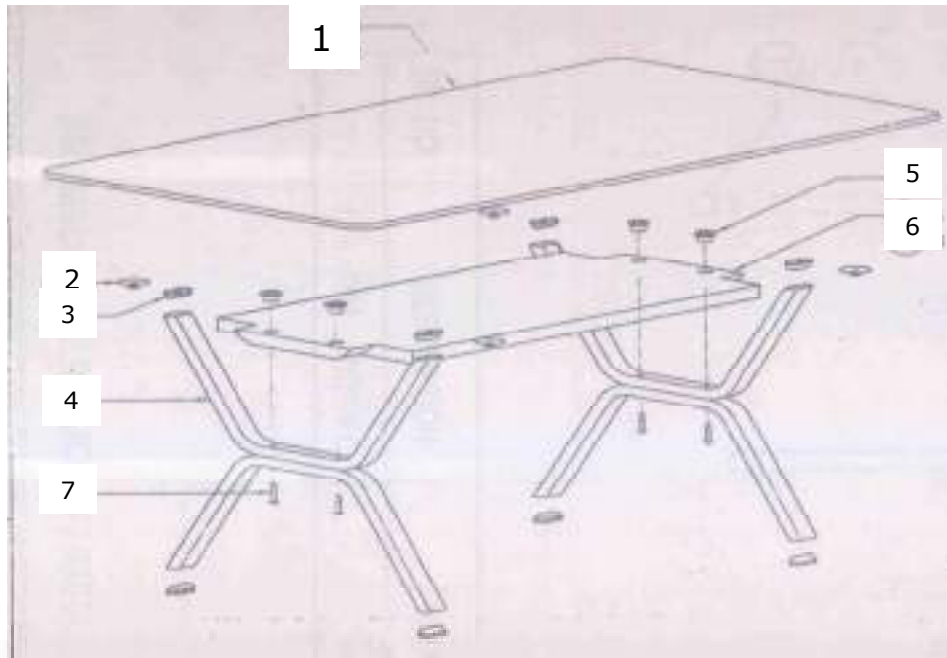
NOMENCLATURE :- CENTRE TABLE

The Center table can be used independently or with combination with lounge seating system. The centre table consist of the following components:

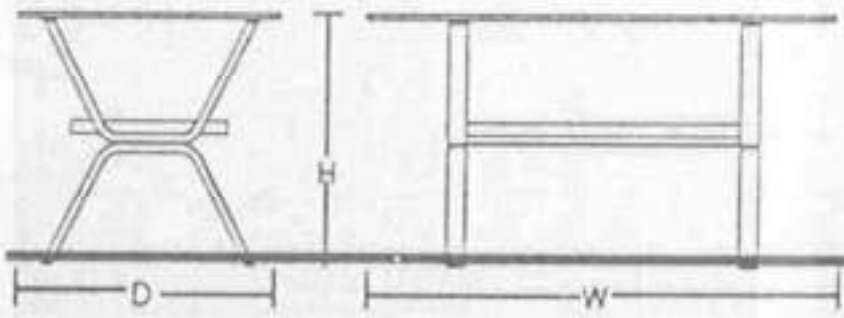
Under structure assembly: The under structure is an assembly of tubular frame of M.S.E.R.W tubes dia1.9 cm x 188 G thk held together with perforated M.S shelf + threaded nuts + M / C screws.The ends of the tubular frames are fitted with rubber studs at the top and the bottom. The top studs are fitted with PVC vacuum pads for mounting and gripping the glass top. The tubular frame are black powdercoated.

Top: The centre table top is made from 20mm prelaminated board
Size- 80.0 cm (W) x 55.0cm (D)

Shelf: It is a fabricated assembly made by 0.05 cm thk perforated M.S sheet welded to M .S sq pipe 1.5 cm x 1.5 cm x 14 BG thk with 0.3 cm thick HR steel plates on each side for fixing understructure assembly. The shelf assembly is black powder coated.



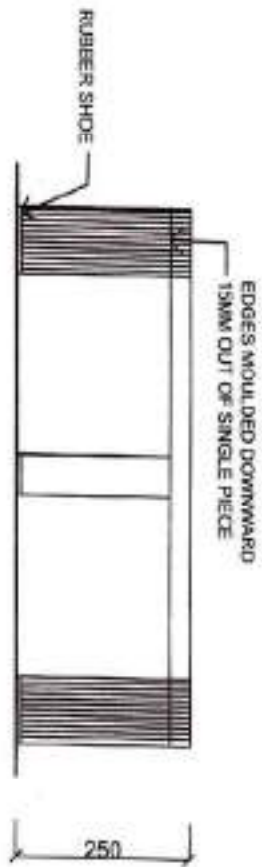
NO	DESCRIPTION	QTY	REMARKS
1	20 MMPrelaminated board	01	
2	PVC Vacume pads dia 30.0	04	
3	Rubber shoe 35 x 15 mm for CPR	08	
4	Leg frame tube	04	
5	MS socket hd nut M6x151	04	
6	Wooden shelf	01	
7	Ph pan hd m / c screw M6x 40L	04	



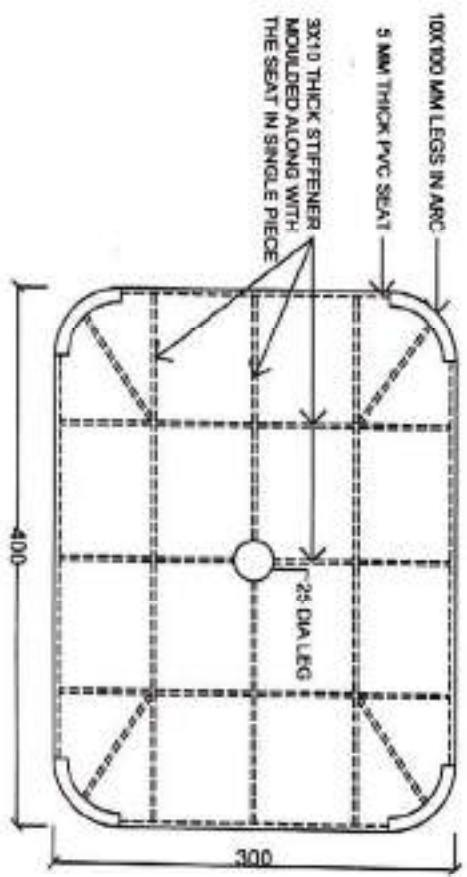
All dimensions in cms

Depth (D) - 55.0
 Width (W) - 55.0
 Height (H) - 42.5
 Seat Height (SH)-NA

HOSPITAL FURNITURE		
CENTRE TABLE		
DATE:-	E-IN-C's BR ARMY HQ	SHT NO 1 / 1
SubMaj A Francis DRAWN BY		
Smt Surjit Kaur,CD CHECKED BY	DRG. NO. HFD/2033	
Sh.Kuldeep Singh SR ARCH	Smt Meenakshi parthasarathi Chief Architect	



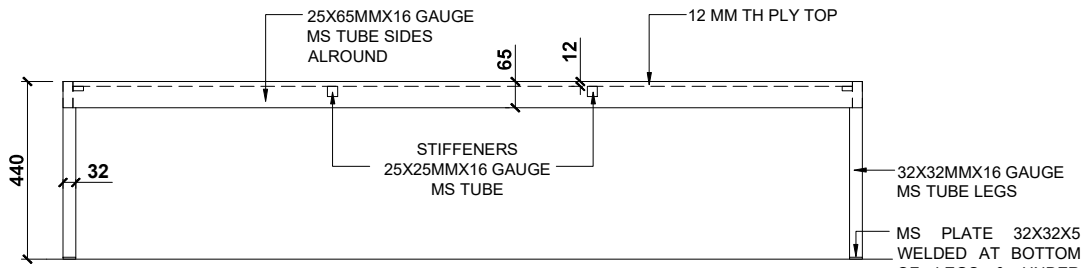
FRONT ELEVATION



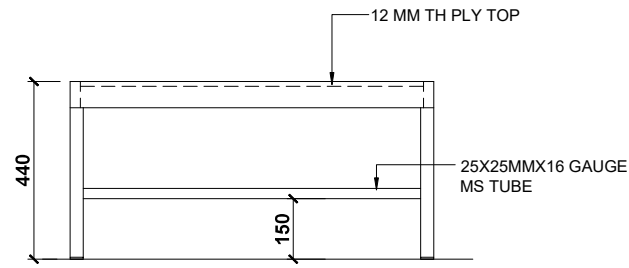
PLAN

1. ALL DIMENSIONS GIVEN IN MM.
2. 4 NOS. ARC SHAPED LEGS CENTRE SUPPORT AND STIFFENER WITH TOP OF ONE PIECE MOULDED PVC BATH MAT
3. FIGURED DIMENSIONS SHALL BE FOLLOWED

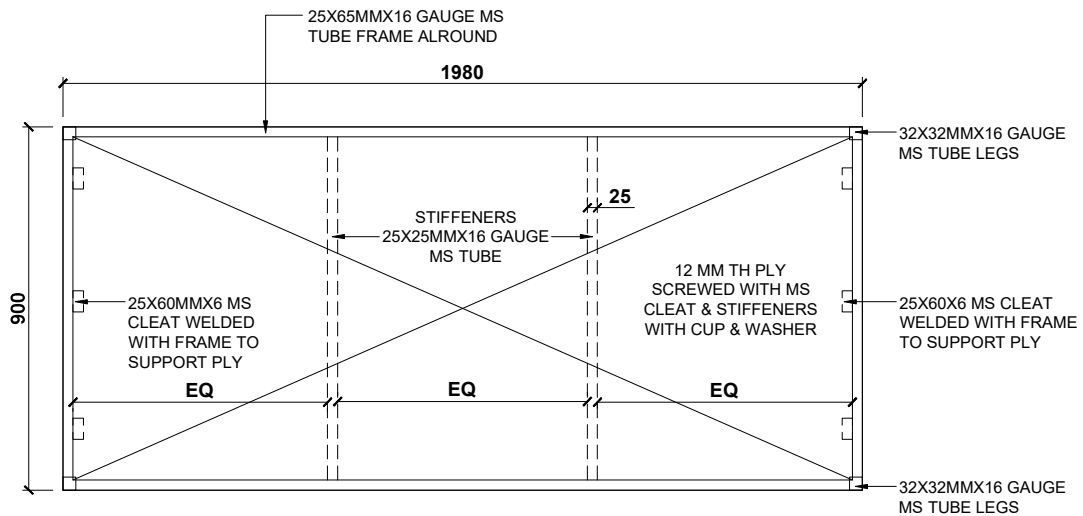
DTE OF ARCHITECTURE E-I-N-C'S BRANCH INTEGRATED HQ OF MOD (ARMY)	
DATE: 11.12.2018	BATH MAT
DRAWN: S.M. SINGH	(PVC)
SCALE: 1:1	
DRG NO/PROJECT NO PLAN AND ELEVATION	
ADD: [Signature] APPROVED: [Signature]	DRAWN: [Signature] CHECKED: [Signature]
DATE: 11.12.2018	17.00 (MCM)



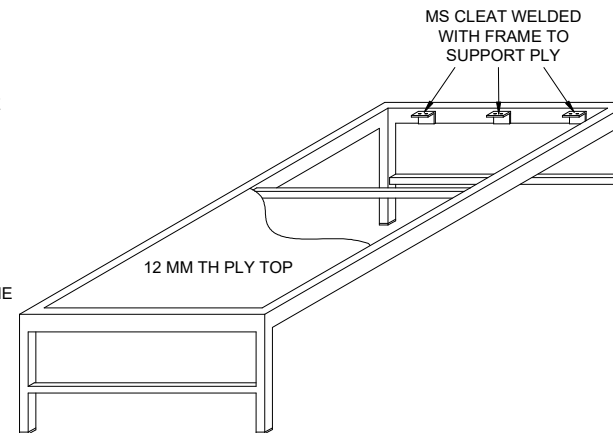
FRONT ELEVATION



SIDE ELEVATION



PLAN



ISOMETRIC VIEW

NOTES

- 1 ALL DIMENSIONS GIVEN ARE IN MILLIMETERS.
- 2 CONTRACTOR TO CHECK & VERIFY ALL DIMENSIONS BEFORE EXECUTION OF WORK.
- 3 FIGURED DIMENSIONS SHALL BE FOLLOWED.
- 4 ALL STEEL MEMBERS SHALL BE BLACK POWDER COATED AS SPECIFIED.
- 5 ALL JOINTS, WELDING & FIXING SHALL BE DONE IN ACCORDANCE WITH THE STANDARD WORKMANSHIP / SPECIFICATION.
- 6 IF M.N.F SET REQUIRED AT STATION, ARRANGEMENT FOR FIXING OF THE SAME SHALL BE PROVIDED BY THE CONTRACTOR.
- 7 THIS DRG SUPERSEDES DRG NO. FD-220 SHEET NO.1/1.

SNO	DATE	DESCRIPTION	INITIAL

REVISION

2011 SERIES

**DTE OF ARCHITECTURE
E-IN-C'S BRANCH
INTEGRATED HQ OF MOD (ARMY)**



DATE - 08-07-2011	CHARPOY WITH HARD TOP	SHEET No
SCALE - NTS		1/1
DRN - BRJESH KUMAR		

DRG NO:- FD/MAP-II/01 **PLAN, ELE, SEC & DETAILS**

T J Chawla
(T J CHAWLA)
JT DIR (ARCH)

Jagdev Thakur
(JAGDEV THAKUR)
DIR (ARCH)

Mala Mohan
(MALA MOHAN)
JT DG (ARCH)

SL. NO.	DESCRIPTION	INITIALS
25-9-75	NOTE NO 11 DELETED & NO 12 ADDED.	JL
DATE	DESCRIPTION	INITIALS

SL. NO.	NOTES	CONTD.
11	MIRROR SHALL BE A MIXTURE OF UNAGED OIL OR IMPARTING OR OIL OR OIL MIXTURE, TO GO FROM TO THE MANUFACTURER'S LETTER NO. 4755/22/42 DATED 20-1-68-75.	
12	HIGH CLASS FINISH WITH FRENCH POLISH SHALL BE PROVIDED.	

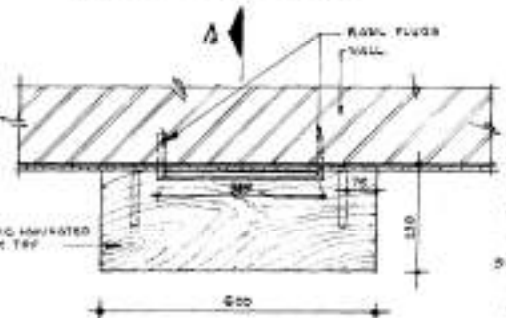
SL. NO.	NOTES
1	CONTRACTOR TO CHECK & VERIFY ALL DIMENSIONS BEFORE EXECUTION OF THE WORK.
2	FIGURED DIMENSIONS SHALL BE FOLLOWED.
3	ALL SIZES GIVEN ARE, UNLESS OTHERWISE STATED.
4	ALL PARTS SHALL BE SMOOTH FINISH UNLESS OTHERWISE SPECIFIED.
5	FOR LIST OF MATERIALS TO BE USED UNLESS OTHERWISE SPECIFIED.
6	ALL JOINTS & FINISH SHALL BE DONE IN ACCORDANCE WITH THE STANDARD WORKMANSHIP SPECIFICATIONS.
7	PLASTIC LAMINATED SHEET, 6MM TO 7MM THICK, SIMILAR TO FORMICA B. G. OR GLOSS, NATURAL TEAK, 27.5% GLOSS 1175. SHALL BE USED (1.6MM THICK).
8	ELECTRO-COPPER PLATED WARE OR POLISHED SHEET GLASS SHALL BE USED UNLESS OTHERWISE SPECIFIED.
9	ALL DIMENSIONS GIVEN ARE IN MILLIMETRES.
10	TRA DRG. SUPERSEDES TRA No. PD 52.

SCHEDULE OF QUANTITIES			
TENDER:-			
BOARDING	15.160	15	4 = 0.0001
BRASS	15.1100	15	10 = 0.0000
BRASS	15.475	15	15 = 0.0001
BRASS	15.475	15	12 = 0.0001
			TOTAL
3/4" THICK B.S.P. 475	475		0.10 SQM
3/4" TH. PLY WOOD 4.475	475		0.22 SQM
PLASTIC LAMINATED SHEET (6MM TH.)	15.900	15	0.15 SQM
1/2" THICK BLOCK BOARD	15.500	15	0.13 SQM

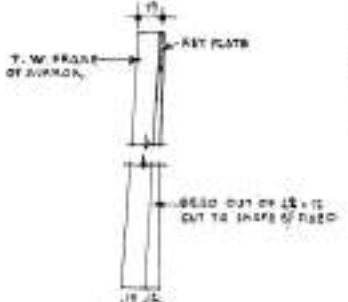
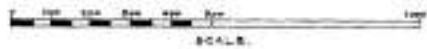
MISCELLANEOUS.	
2.1. BRACKETS	2 EA
KEY PLATE	2 EA
PLASTIC LAMINATED SHEET	0.22 SQM
GLASS	1 SHEET
SCREWS	AS REQUIRED
BRASS SCREWS	AS REQUIRED
ADHESIVE SOLUTION	100 MLITRES
RAWL PLUG	2 EA



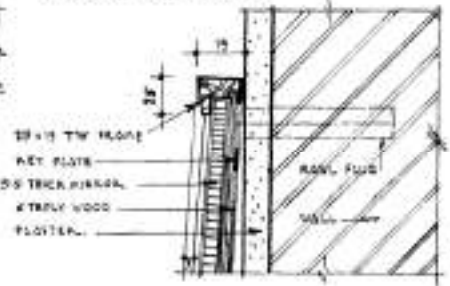
FRONT ELEVATION



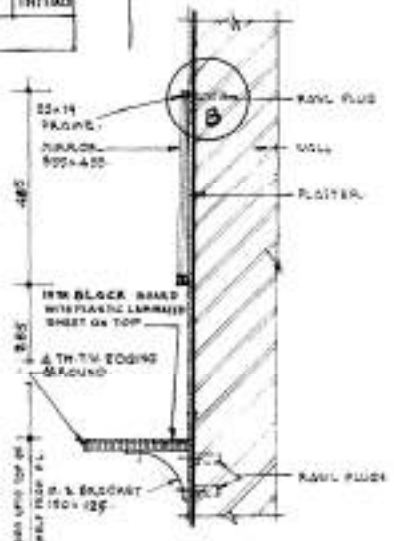
PLAN



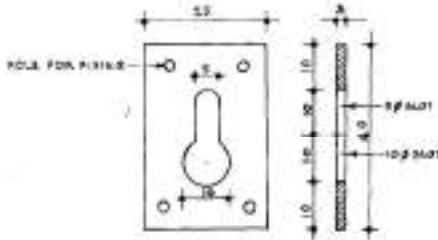
DETAIL OF BACK BEADING.



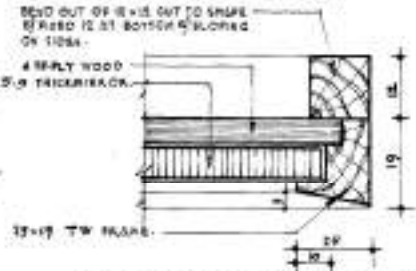
1/2 F.S. DETAIL AT B



SECTION ON A-A



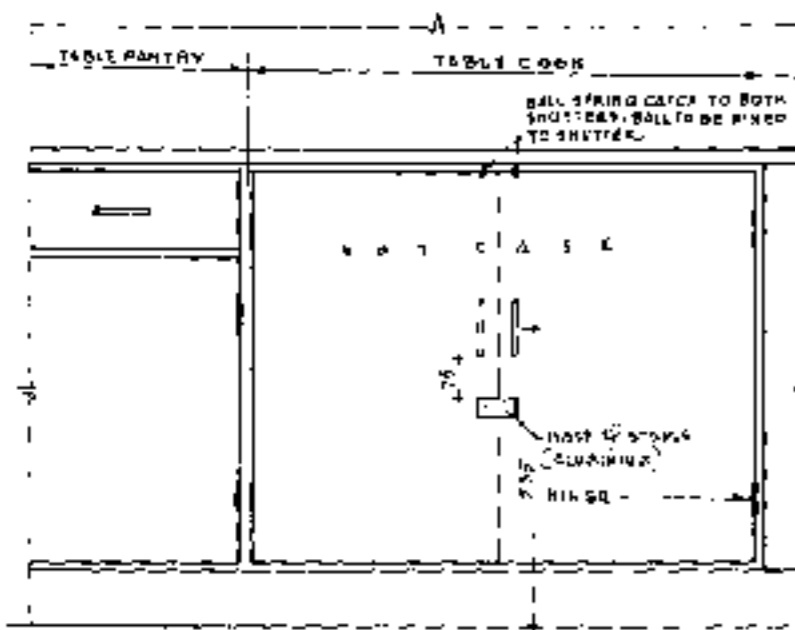
ELEVATION SECTION. F.S. DETAIL OF KEY PLATE.



F.S. DETAIL OF MIRROR FRAME AT D.O.

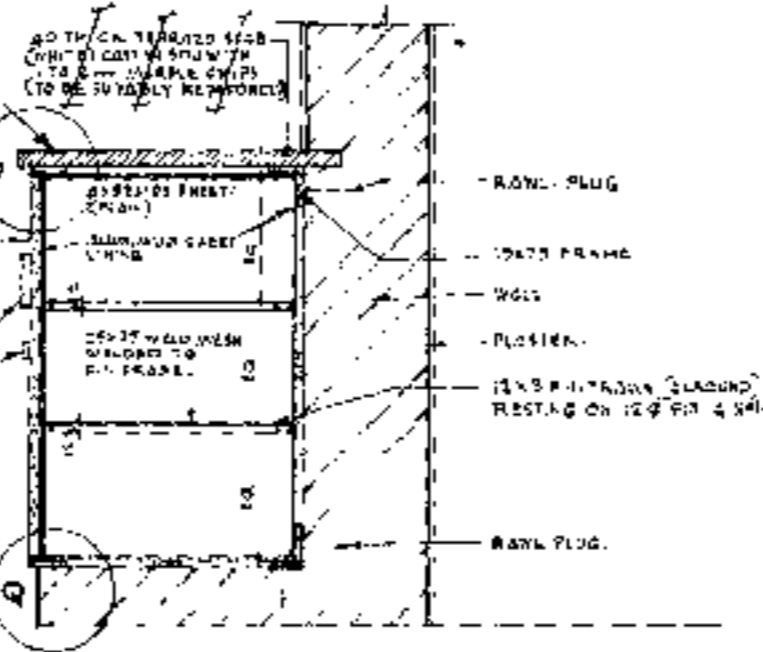
10-5-75	IN NOTE 8 & 9 WORD 'PLATE' CHANGED TO 'SHEET'	
10-5-75	THICKNESS OF MIRROR AMENDED TO 3.0mm FROM 2.0mm.	
25-4-75	HEIGHT OF TOP OF SHELF INCREASED TO 1000 mm INSTEAD OF 760 mm AND DISTANCE BETWEEN SHELF AND BOTTOM OF MIRROR REDUCED TO 285 mm INSTEAD OF 525 mm.	
13-4-75	THICKNESS OF LAMINATED SHEET ADDED.	
13-4-75	PARTICLE BOARD CHANGED TO BLOCK BOARD.	
13-4-75	NOTE NO 8 DELETED & NO 11 ADDED.	
DATE	DESCRIPTION	INITIALS

REVISIONS		
MIRROR WITH SHELF		
DATE	27-9-77	SHEET NO.
DRN	E. IN. C'S BRANCH	1/1
PRD	ARMY HEADQUARTERS	
CAD	REF: N9FD.52 (METRIC)	
SCALE	AS SHOWN	



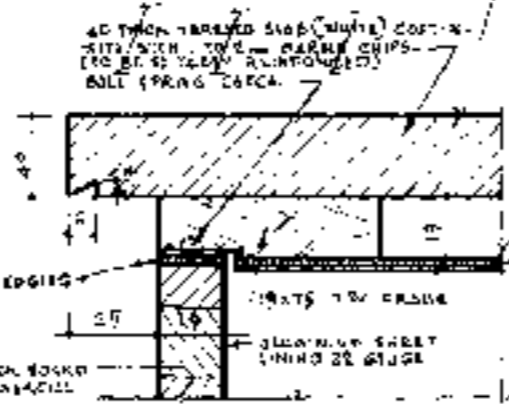
FRONT ELEVATION

40 THICK POLISHED STONE SLAB TOP KOTAN, SHARBAD, KUDAPPA/CHITOR BLACK/SHOLPUR SHALL BE PROVIDED.

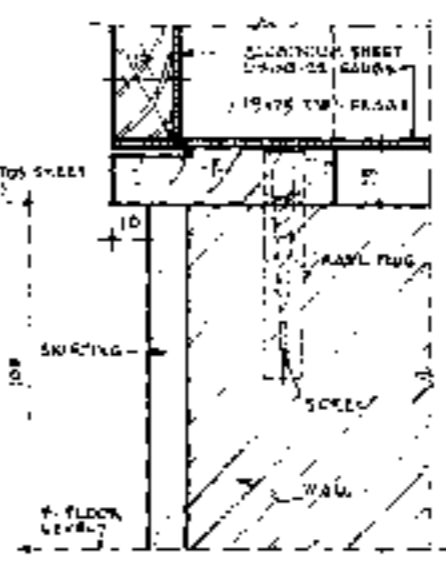


SECTION ON A-A

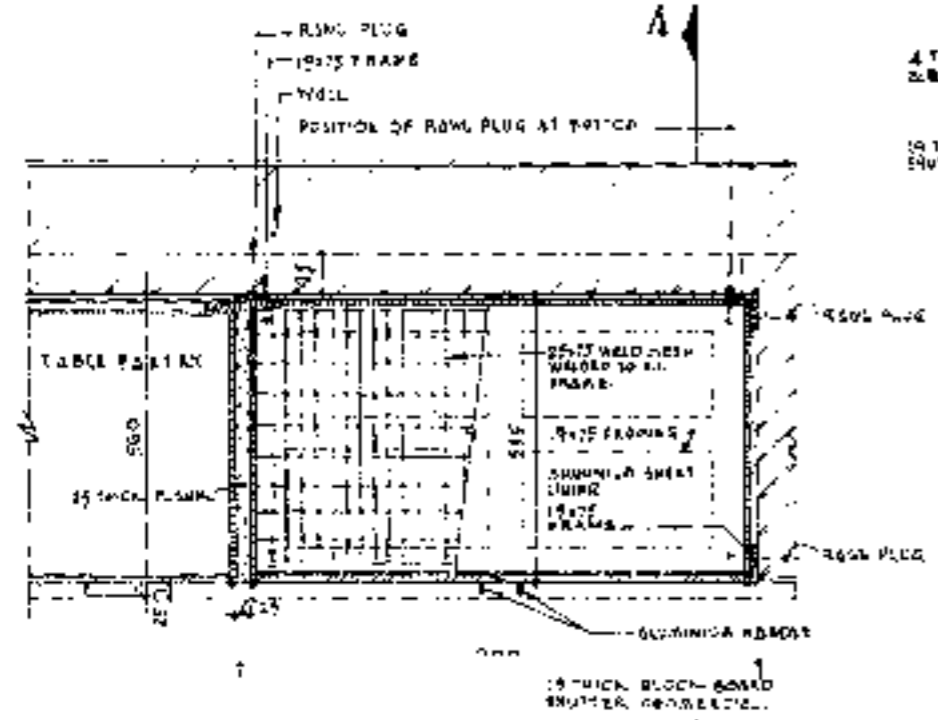
40 TH. POLISHED STONE SLAB TOP KOTAN/SHARBAD/KUDAPPA/CHITOR/BLACK/SHOLPUR SHALL BE PROVIDED.



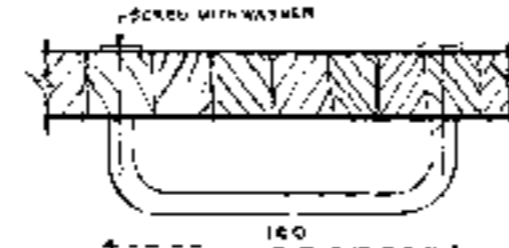
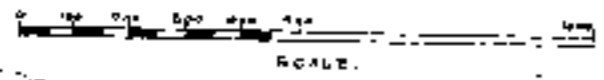
1/2 F.S. DETAIL AT P



1/2 F.S. DETAIL AT Q

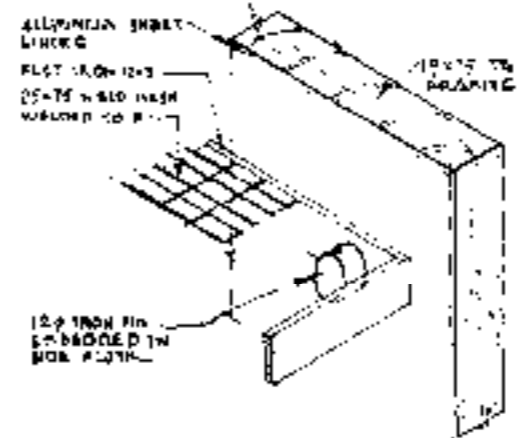


PLAN



1/2 F.S. DETAIL OF HANDLE

DETAIL OF WELD MESH FRAME RESTING ON PIN



SL. NO. NOTES

- CONTRACTOR TO CHECK & VERIFY ALL DIMENSIONS BEFORE EXECUTION OF THE WORK.
- FIGURED DIMENSIONS SHALL BE FOLLOWED.
- ALL SIZES GIVEN FOR WOOD WORK ARE FINISHED SIZES.
- ALL JOINTS & FIXING SHALL BE DONE IN ACCORDANCE WITH THE STANDARD WORKMANSHIP SPECIFICATIONS.
- ALL FIRST CLASS SEASONED INDIAN TECKWOOD OR ITS EQUIVALENT SUBSTITUTE TO BE USED UNLESS OTHERWISE SPECIFIED.
- HIGH CLASS GLOSSY FINISH WITH 2 COATS OF WHITE ENAMEL PAINT TO BE PROVIDED OVER FILLERS COAT TO ALL OUTSIDE PORTION & INSIDE OF SHUTTER.
- ALL DIMENSIONS GIVEN ARE IN MILLIMETRES.
- THIS Dwg SUPERSEDES DRG NO PD 59.

DETAIL OF QUANTITIES

T.M. BR.			
FRAME	2 x 800 x 19 x 15		0.0077
DOOR	5 x 335 x 19 x 15		0.0038
DOOR	5 x 725 x 19 x 15		0.0035
DOOR	2 x 300 x 19 x 15		0.0017
TOTAL			0.0167 CM.
18 THICK BLOCK BOARD SHUTTER			
STEEL WORK	2 x 435 x 665		0.000 5 M.
PLATE IRON 12.5	1 x 960		0.000
	2 x 335		1.070
	2 x 485		0.970
	2 x 860		1.790
TOTAL			4.660 RM.
WELD MESH 25x75			
WELDED TO F.I. FRAME	2 x 485 x 660		0.004 5 M.

MISCELLANEOUS

100 LONG ALUMINIUM HANDLE		2 NOS
HASP OF STAPLE		1 NO
BALL SPRING CATCH		2 NOS
HINGES 50mm		4 NOS
RAWL PLUGS		12 NOS
12.5 PINS		4 NOS
SCREWS		AS REQUIRED
ENAMEL PAINT		100 LITRES

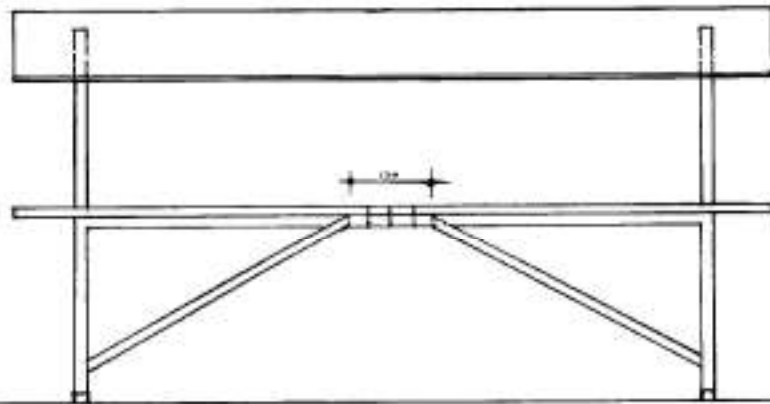
9.1.80 PRECAST SLAB TERRAZZO FINISH REPLACED BY POLISHED STONE SLAB

DATE	DESCRIPTION	INITIALS
	REVISIONS	

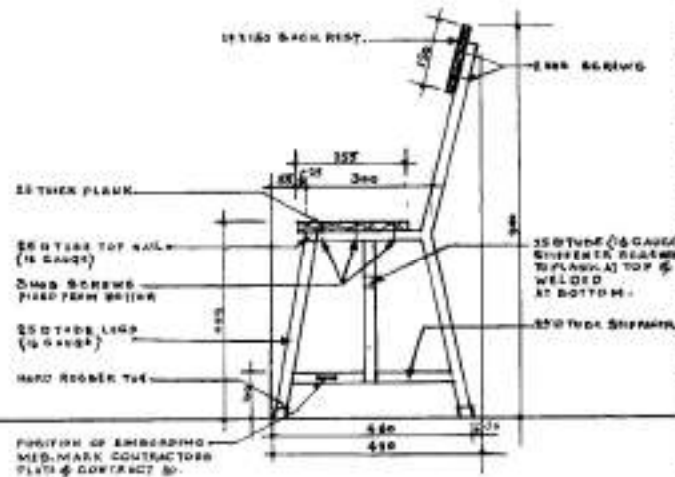
HOT CASE (BUILT IN)

DATE	27.9.71	E. IN. C'S BRANCH	SHEET NO.
DRW.	C.K. GUNTA		
TRD.	ADDRESS: R-20	ARMY HEADQUARTERS	1/1
CHK.	M. K. S.		
SCALE	AS SHOWN	REF. NO PD 59 (METRIC)	

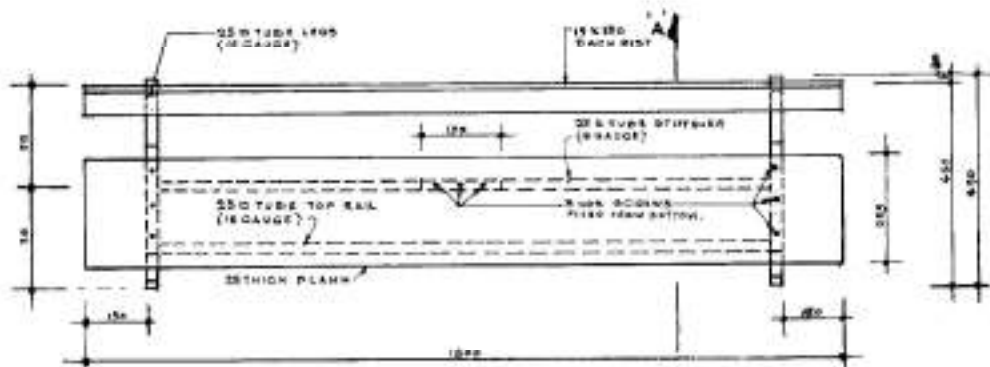
N. V. Vasanthan
ARCHITECT.
S. S. Mahalingam
CHIEF ARCHITECT.
SEPT-71
PRINCIPAL ARCHITECT. FOR ENGINEER-IN-CHIEF, AME



FRONT ELEVATION



SECTION ON A.A.



PLAN



- 1 CONTRACTOR TO CHECK & VERIFY ALL DIMENSIONS BEFORE EXECUTION OF THE WORK.
- 2 FIGURED DIMENSIONS SHALL BE FOLLOWED
- 3 ALL WELD GIVEN FOR GOOD WORK AND FINISHED EDGE.
- 4 ALL FIRST CLASS READABLE INDIAN TEAK WOOD OR ITS EQUIVALENT SUBSTITUTES TO BE USED UNLESS OTHERWISE SPECIFIED.
- 5 HIGH CLASS FINISH WITH FRENCH POLISH TO BE PROVIDED.
- 6 ALL JOINTS & FITTINGS SHALL BE DONE IN ACCORDANCE WITH THE STANDARD WORKMANSHIP SPECIFICATIONS.
- 7 STEEL WORK SHALL BE PAINTED IN STONE ENAMELLED FINISH OLIVE GREEN SHADE OVER TWO COATS OF PRIMER THIS BAG. SUPERSEDER DEC. NO. P.T.(ISS), FD-78 AND FD-79 (METRIC).
- 8 ALL DIMENSIONS GIVEN ARE IN MILLIMETRES.
- 9 FINISHING SHALL BE A MIXTURE OF SINGLED OR 1/2 TURPENTINE OR OIL & BEES-WAX MIXTURE TO CONFORM TO THE INSTRUCTIONS ISSUED TO CES VICE-E-IN-CH BRANCH LETTER NO. 2713/22-PLG-DT-30-DAN-75
- 10 HIGH CLASS FINISH WITH FRENCH POLISH SHALL BE PROVIDED.

DETAILS OF QUANTITIES.

TIMBER:-

SEAT PLANK 1500x45x25mm	= 0.018
BACK PLANK 1500x45x25mm	= 0.0012
TOTAL	0.0192 CM.

MISCELLANEOUS.

FRENCH POLISH	2500 ML
25 TUBE (14 GAUGE)	3.12 CM.
SCREWS	AS REQUIRED
STONE ENAMELLED FINISH PAINT	1000 ML. LITRES.
SAND PAPER	1 SHEET
HARD RUBBER TOOLS	4 NOS.
WELDING	AS REQUIRED.

FD-1179	DETAIL OF QUANTITIES OF TIMBER SPECIFIED UNDER LETTER NO. A/30017/21 PLG. DT. 31175	<i>[Signature]</i>
25-9-76	NOTE NO. 10 DELETED & NO. 11 ADDED.	<i>[Signature]</i>
26-4-79	NOTE NO. 5 DELETED & NO. 6 ADDED.	<i>[Signature]</i>
DATE	DESCRIPTION	INITIALS

REVISIONS

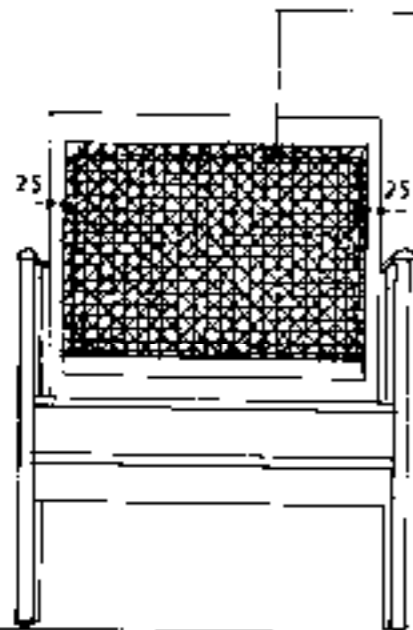
FORM WITH BACK

DATE	18.1.1979	E-IN. C's BRANCH ARMY HEADQUARTERS	SHEET NO 1/1
DRN	CHAGAN JI		
ECN			
CHKD			
SCALE	AS SHOWN	REF. NO. FD-78 M (REVISED)	


[Signature]
SECT. ARCHITECT

[Signature]
SIMON ARCHITECT

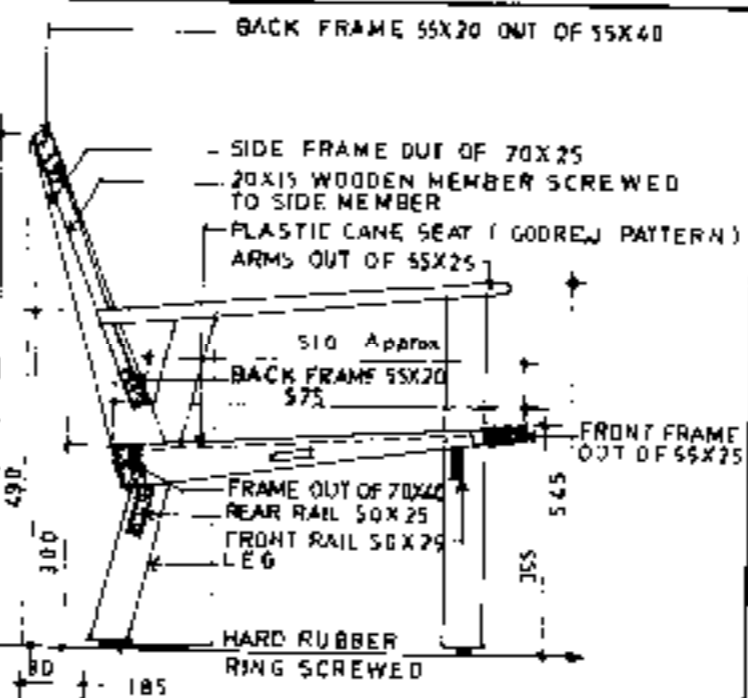
[Signature]
CHIEF ARCHITECT FOR ENGINEERING DEPT. AND



FRONT ELEVATION

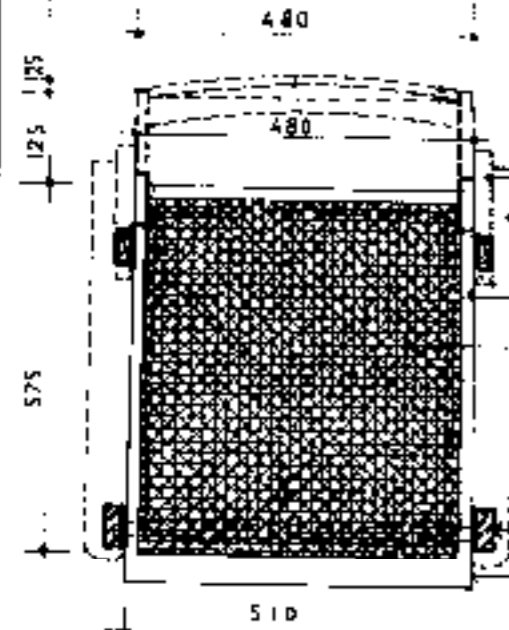


SIDE ELEVATION

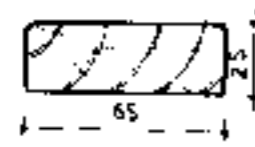


SECTION AT A-A

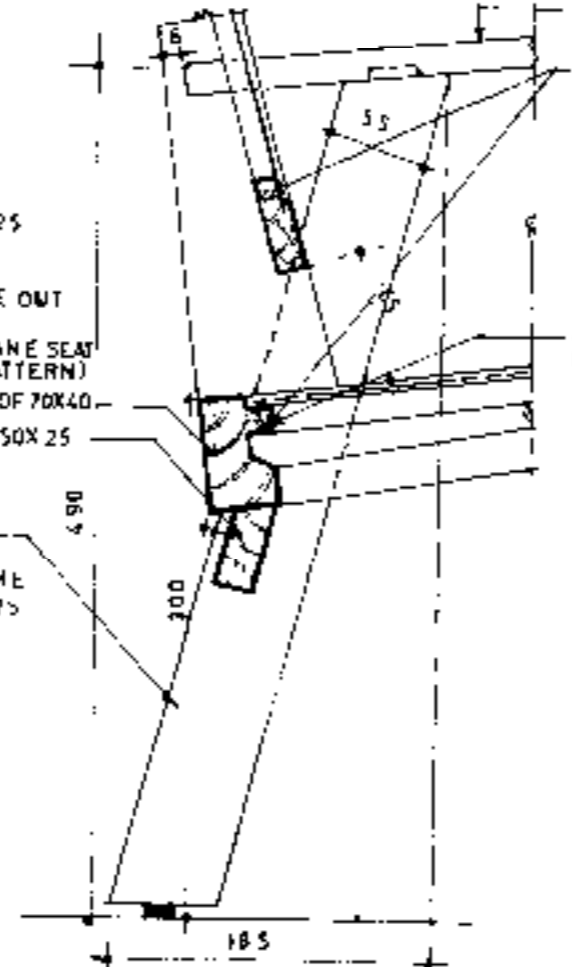
SCALE 1:10



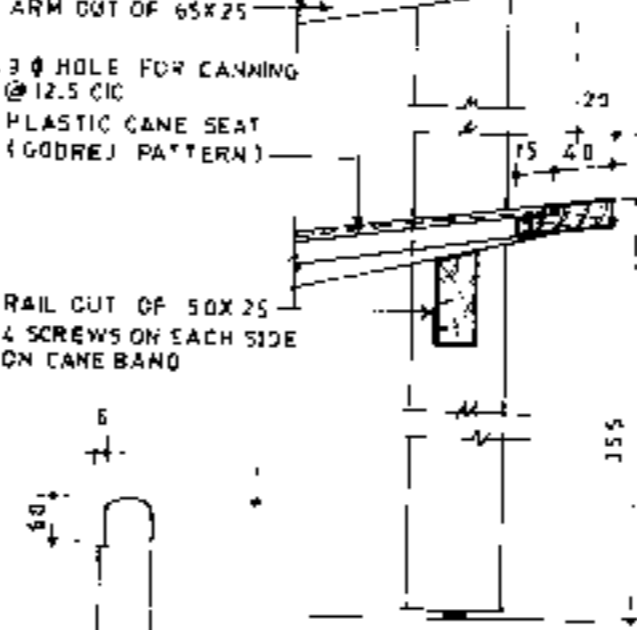
PLAN
SCALE 1:10



1/2 FS DETAIL OF
ARM



1/4 FS DETAIL OF
LARGE LEG



1/8 FS DETAIL OF ARM

SLN ^o	NOTES
1	CONTRACTOR TO CHECK AND VERIFY ALL THE DIMENSIONS BEFORE EXECUTION OF THE WORK.
2	FIGURED DIMENSIONS SHALL BE FOLLOWED.
3	ALL DIMENSIONS GIVEN ARE IN MILLIMETRES.
4	ALL SIZES GIVEN FOR WOOD WORK ARE FINISHED SIZES.
5	ALL WOOD WORK AND TEAK VENEERED SURFACE SHALL BE FRENCH POLISHED EXCEPT WHERE PAINTING IS INDICATED IN ORD.
6	FIRST GRADE KILN DRIED SEASONED TEAK WOOD AS PER IS 11331-1971 FREE FROM KNOTS AND CRACKS SHALL BE USED WITH MOISTURE CONTENTS PERMISSIBLE AS PER IS 287-1973.
7	ALL JOINTS & FIXING SHALL BE DONE IN ACCORDANCE WITH THE STANDARD WORKMANSHIP / SPECIFICATIONS.
8	THIS DRAWING SUPERSEDES FD 229 SHEET No. 1/1

वास्तु कला निर्देशालय
प्रमुख अभियन्ता शाखा
धन सेना मुख्यालय

DEPT OF ARCHITECTURE
E-IN-C's BRANCH
ARMY HEADQUARTERS

दिनांक
DATE 02.12.88

माप
SCALE: AS SHOWN

CHAIR EASY

संदर्भ सं. DRG No.
FD-281-1/1

PLAN, ELEVATIONS, SECTION
AND DETAILS.

पित्रांकित DRH
RANJIT SINGH
N/Sub JK.NAIR

D.K. VARMA
अभियन्ता A. ARCH

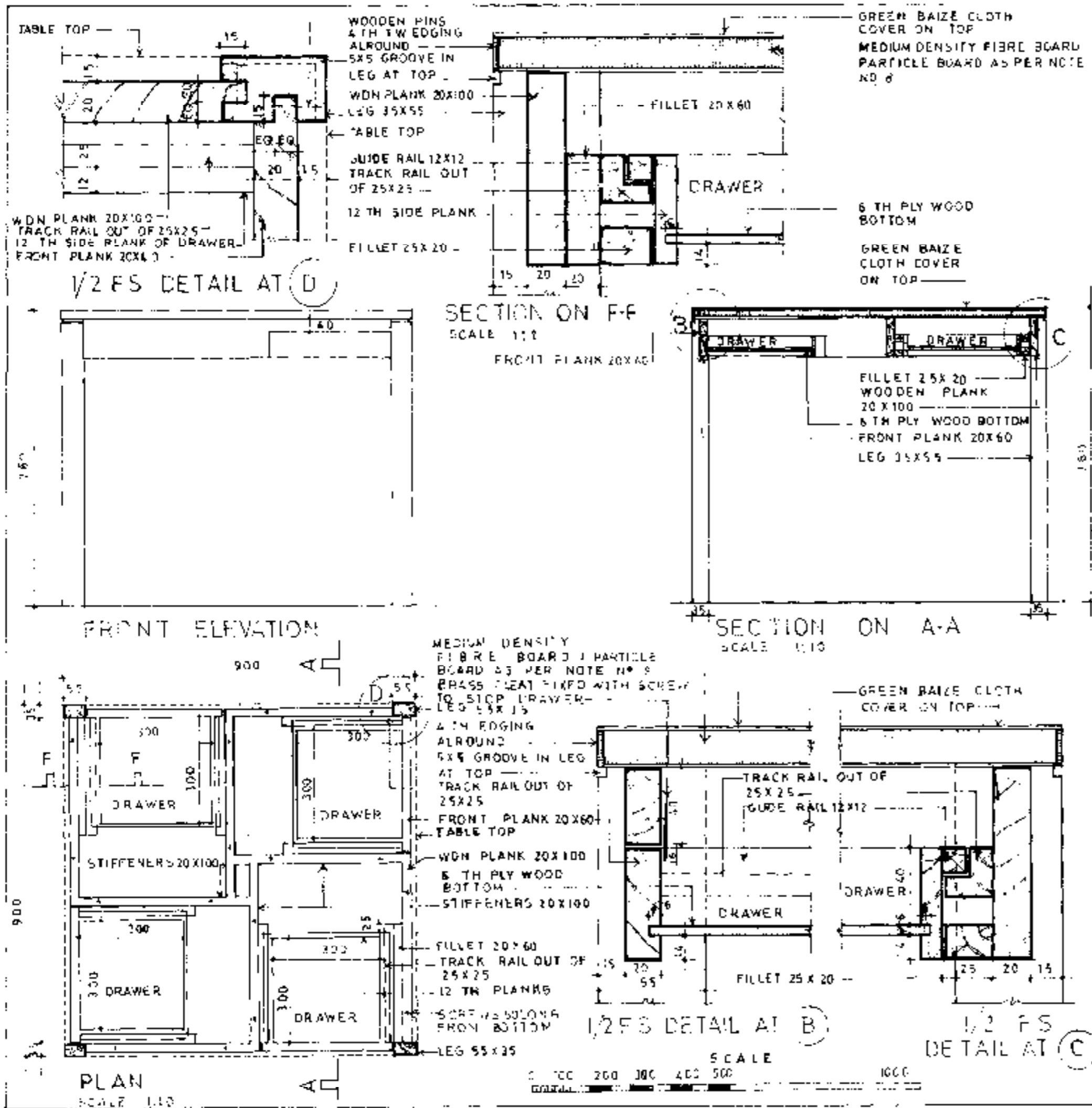
K.K. MITRA
वरिष्ठ वास्तुकार SR ARCH

परिष्कारक CKD
R. CHANSLA

BR GOGOI
ARCH

H.K. RAHMAN
CHIEF ARCH FOR E-IN-C
मुख्य वास्तुकार ई-इ-सी

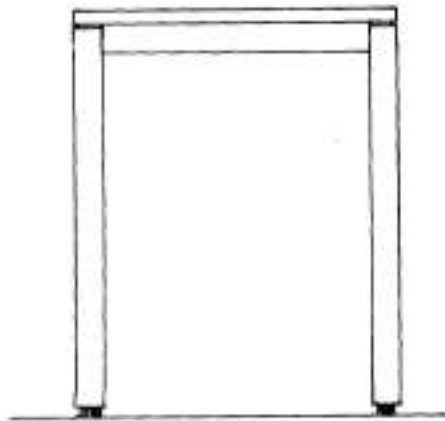
281FS/4



- SLNO** **NOTES**
- CONTRACTOR TO CHECK AND VERIFY ALL THE DIMENSIONS BEFORE EXECUTION OF THE WORK.
 - FIGURED DIMENSIONS SHALL BE FOLLOWED.
 - ALL DIMENSIONS GIVEN ARE IN MILLIMETRES.
 - ALL SIZES GIVEN FOR WOOD WORK ARE FINISHED SIZES.
 - ALL WOOD WORK AND TEAK VENEERED SURFACE SHALL BE FRENCH POLISHED EXCEPT WHERE PAINTING IS INDICATED IN DRS.
 - FIRST GRADE KILN (PLANT) SEASONED TEAK WOOD AS PER IS-1931-1971; FREE FROM KNOTS AND CRACKS SHALL BE USED WITH MOISTURE CONTENTS PERMISSIBLE AS PER IS-287-1973.
 - ALL JOINTS & FIXING SHALL BE DONE IN ACCORDANCE WITH THE STANDARD WORKMANSHIP / SPECIFICATIONS.
 - 19MM TH PARTICLE BOARD BONDED WITH PHENOL FORMALDEHYDE IS-3087-1985 18mm TH M.D. FIBRE BOARD IS-1247-1959 / 19mm TH PLY WOOD WITH GREEN BAIZE CLOTH COVER ON TOP.
 - THIS DRAWING SUPERSEDES DRS NO FD-91 (MIR) SHEET NO 1/1

SR NO	DATE	DESCRIPTION	INITIAL
		क.सं.क.ना.नि.दि.सं.भ.द	DTE OF ARCHITECTURE
		प्रमुख अभियंता का रजिस्त्रा	E-IN C's BRANCH
		आ.त.सं.ना.मुख्यालय	ARMY HEAD QUARTERS
दि.सं. DATE		TABLE CARD	
SCALE		(900X900X760)	
AS SHOWN		PLAN, ELEVATION, SECTION, AND DETAILS	
संपर्क सं. DRN NO		FD-288 VI	
CA		(D.P. VERMA)	(K.K. MITRA)
नि.सं. DRN		अभियंता प्रमुख-ARCH	अभियंता प्रमुख-ARCH
N/SUB		(H.K. BAKHRA)	
RUPNIT		DR. GOGOI	CHIEF ARCH FOR E-IN-C
परिचित CYS		अभियंता ARCH	प्रमुख अभियंता

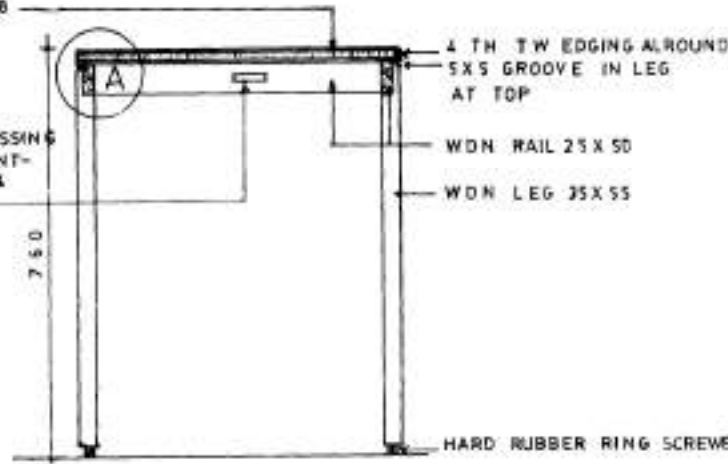
13/12



ELEVATION

TABLE TOP
AS PER NOTE No 8

POSITION OF EMBOSSED
MES MARK CONT-
RACTOR'S PLATE &
CONTRACT No.

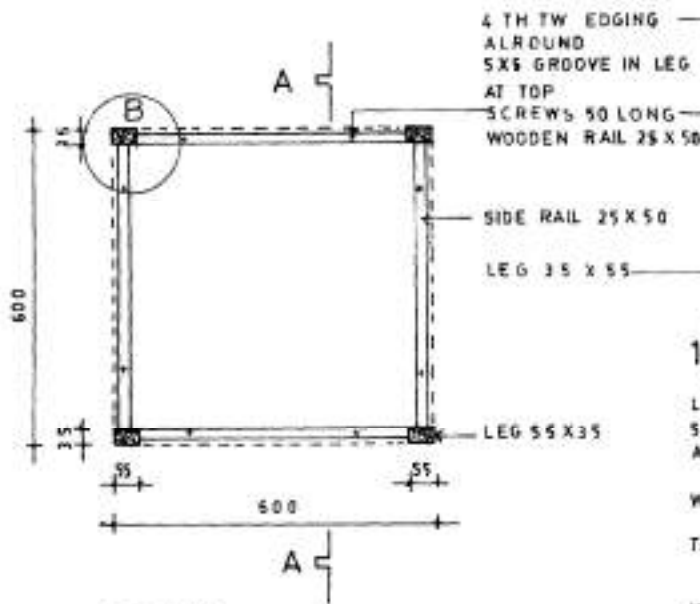


SECTION ON 'A-A'

SCALE 1:10

MEDIUM DENSITY
FIBRE BOARD / PARTICLE BOARD
AS PER NOTE No 8

TABLE TOP AS PER
NOTE NO 8



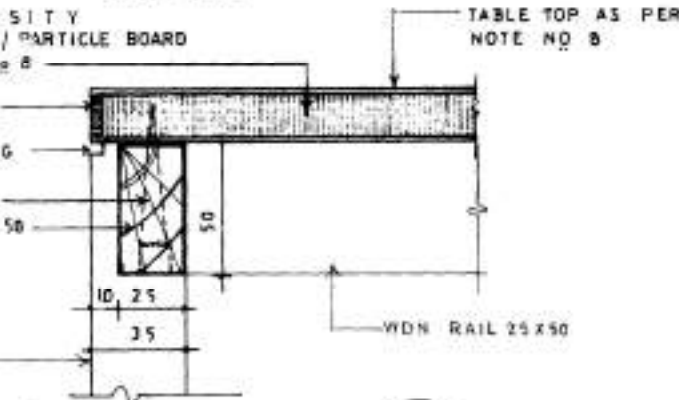
PLAN
SCALE

0 100 200 300 400 500 1000

4 TH TW EDGING
AROUND
5X5 GROOVE IN LEG
AT TOP
SCREWS 50 LONG
WOODEN RAIL 25 X 50

SIDE RAIL 25 X 50
LEG 35 X 55

LEG 55 X 35
5X5 GROOVE IN LEG
AT TOP



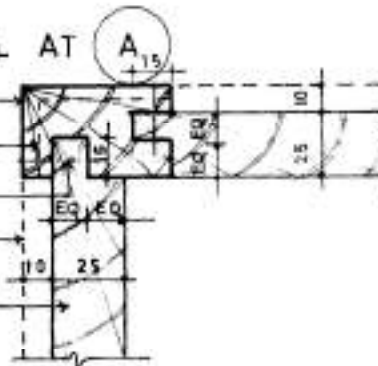
1/2 F S DETAIL AT A

LEG 55 X 35
5X5 GROOVE IN LEG
AT TOP

WOODEN PIN

TABLE TOP

WOODEN RAIL 25 X 50



1/2 F S DETAIL AT B

SLN#

NOTES

- 1 CONTRACTOR TO CHECK AND VERIFY ALL THE DIMENSIONS BEFORE EXECUTION OF THE WORK.
- 2 FIGURED DIMENSIONS SHALL BE FOLLOWED.
- 3 ALL DIMENSIONS GIVEN ARE IN MILLIMETRES.
- 4 ALL SIZES GIVEN FOR WOOD WORK ARE FINISHED SIZES.
- 5 ALL WOOD WORK AND TEAK VENEERED SURFACE SHALL BE FRENCH POLISHED EXCEPT WHERE PAINTING IS INDICATED IN DRG.
- 6 FIRST GRADE KLN (PLANT) SEASONED TEAK WOOD AS PER IS (1931-1971) FREE FROM KNOTS AND CRACKS SHALL BE USED WITH MOISTURE CONTENTS PERMISSIBLE AS PER IS-287-1973.
- 7 ALL JOINTS & FIXING SHALL BE DONE IN ACCORDANCE WITH THE STANDARD WORKMANSHIP / SPECIFICATIONS.
- 8 19MM TH PARTICLE BOARD BONDED WITH PHENOL FORMALDEHYDE IS-3087-1985/19mm TH M.D. FIBRE BOARD IS 12406-1988 EXTG-3087 GRADE B W/P TYPE WITH 1.5MM THICK DECORATIVE LAMINATE IS-2846-1969 FIXED ON ONE SIDE SHALL BE USED AS PER (MYSORE TEAK OF FORMICA SHADE NO E-837 OR LEGOLAN SHADE NO T-462 OR RAHMACA SHADE NO S-3/215 OR SUPERLOSS SHADE NO 154) OR AS INDICATED BY DRAWING.
- 9 THIS DRG. SUPERSEDES DRG No FD. 99(M) SH. No. 1/1

SLN#	DATE	DESCRIPTION	INITIAL
		वास्तुकला विदेशालय DTE OF ARCHITECTURE	
		प्रभुसल अभियन्ता शाखा E-IN-C'S BRANCH	
		छल सेना मुख्यालय ARMY HEAD QUARTERS	

वास्तुकला विदेशालय DTE OF ARCHITECTURE
प्रभुसल अभियन्ता शाखा E-IN-C'S BRANCH
छल सेना मुख्यालय ARMY HEAD QUARTERS

डिजाइन
DATE 02.12.88

माप

SCALE-AS SHOWN

सर्वे सं. DRG No

FD-293-1/1

PLAN, ELEVATION, SECTION AND DETAILS

CA

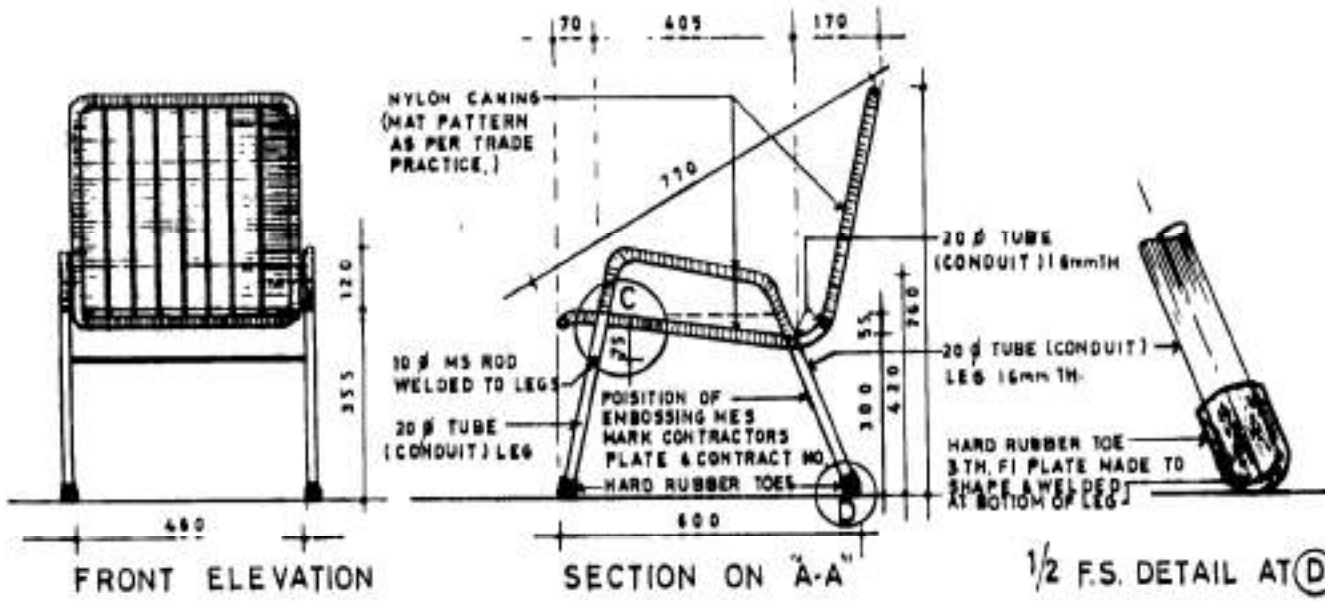
(DK VERMA)
ARCH
(K K MITRA)
SENIOR ARCH

डिजाइन
DRN N S JK NAIR

परीक्षण
CKD R S...

प्रोग्राम
R T HANSLAS

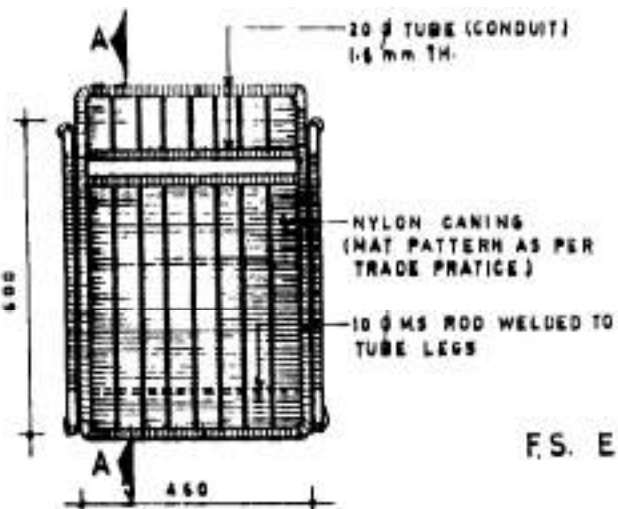
(B R GOGOI)
ARCH
(M K RAKHRA)
CHIEF ARCH FOR E-IN-C



FRONT ELEVATION

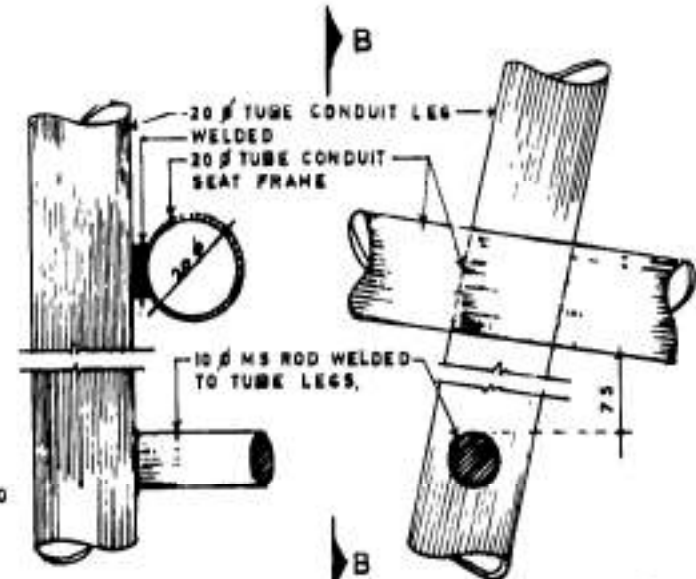
SECTION ON "A-A"

1/2 F.S. DETAIL AT (D)



PLAN

SCALE 100 200 300 400 500 1000
MILLIMETRE



F.S. ELEVATION ON "BB"

F.S. DETAIL AT (C)

S NO	NOTES
1	CONTRACTOR TO CHECK AND VERIFY ALL DIMENSIONS BEFORE EXECUTION OF THE WORK
2	FIGURED DIMENSIONS SHALL BE FOLLOWED
3	ALL DIMENSIONS GIVEN ARE IN MILLIMETRES
4	ALL JOINTS/WELDING/FIXING SHALL BE DONE IN ACCORDANCE WITH THE STANDARD WORK MANSHIP AND SPECIFICATIONS.
5	ALL WELDED CONSTRUCTION AND STEEL WORK SHALL BE PAINTED WITH OLIVE GREEN OR SILVER GREY SYNTHETIC ENEMAL FINISH OVER A COAT OF PRIMER OR REQUIRED SHADE INTERNALLY AND EXTERNALLY.
6	THIS DRAWING SUPERSEDES DRG NO FD-19 (METRIC SHEET No 1/1).

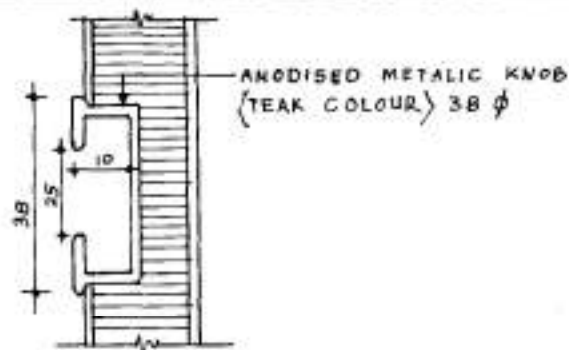
OFFICERS MESS FURNITURE

वास्तुकला निदेशक DTE OF ARCHITECTURE
प्रमुख अभियन्ता शाखा E-IN-C'S BRANCH
थल सेना मुख्यालय ARMY HEADQUARTERS

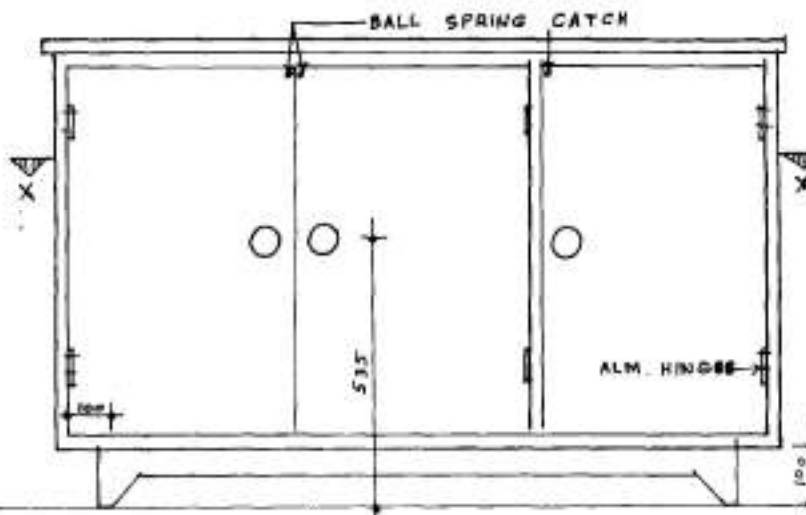
दिनांक DATE 22.8.80	कुर्सी बरामदा
माप SCALE AS SHOWN	CHAIR VERANDAH
ड्रिंग नं. DRG NO FD-359 / 1/1	PLAN, ELEVATIONS, SECTION & DETAILS

DRN CHAWLA	 RANAT SINGH ASSTT ARCHITECT	 K P MITRA SENIOR ARCHITECT
	 M L RAINA ARCHITECT	 J C ARYA CHIEF ARCHITECT

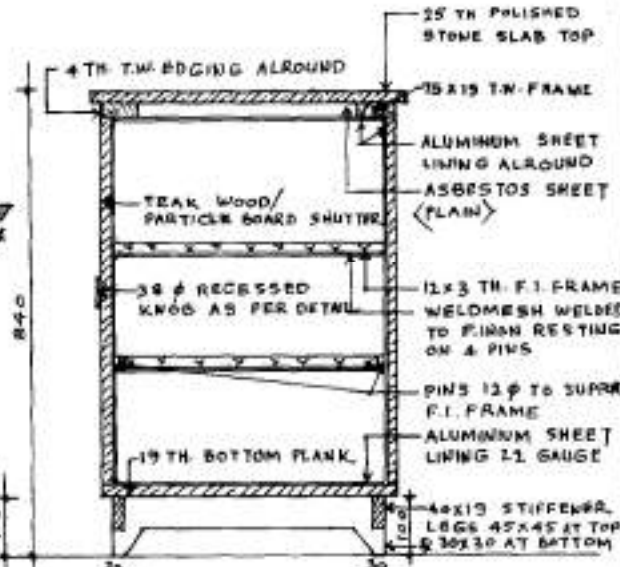
F-7/1



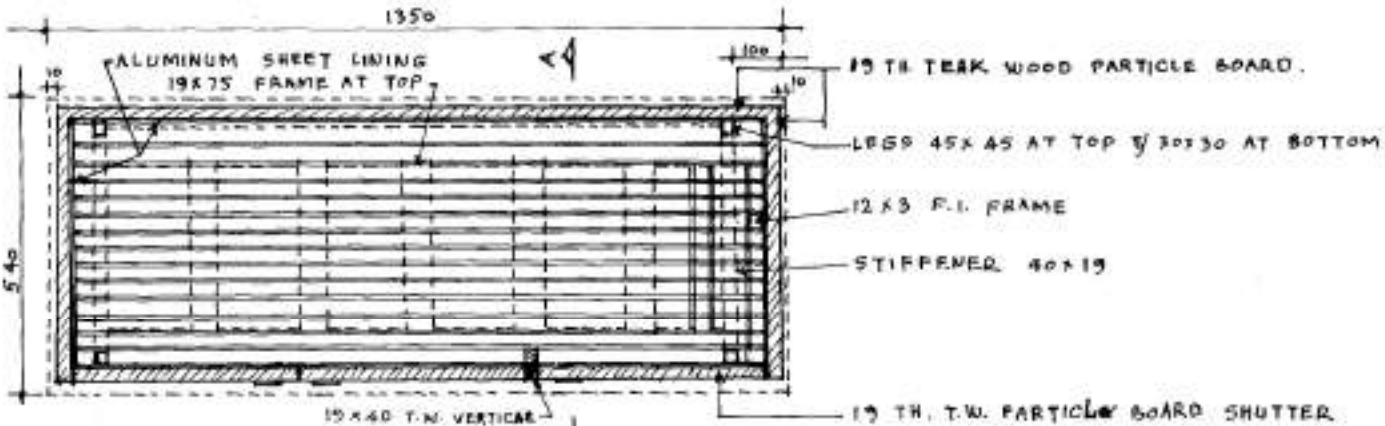
FIXING DETAIL OF RECESSED TYPE KNOB EMBEDDED IN SHUTTER



FRONT ELEVATION



SECTION ON AA



PLAN AT XX

S.N.	NOTES
1.	CONTRACTOR TO CHECK & VERIFY ALL THE DIMENSIONS BEFORE EXECUTION OF THE WORK.
2.	FIGURED DIMENSIONS SHALL BE FOLLOWED.
3.	ALL DIMENSIONS GIVEN ARE IN MILLIMETRES.
4.	ALL SIZES GIVEN FOR WOOD WORK ARE FINISHED SIZES.
5.	FIRST GRADE KILN (PLANT) SEASONED TEAK WOOD AS PER I.S. (1331-1977) FREE FROM KNOTS & CRACKS SHALL BE USED WITH MOISTURE CONTENTS PERMISSIBLE AS PER I.S.-287-1973.
6.	ALL WOOD WORK AND TEAK VENERED SURFACE SHALL BE FRENCH POLISHED EXCEPT WHERE PAINTING IS INDICATED IN DRG.
7.	ALL JOINTS & FIXINGS SHALL BE DONE IN ACCORDANCE WITH THE STANDARD WORKMANSHIP SPECIFICATIONS.
8.	FRONT SHUTTERS & LEFT AND RIGHT SIDES SHALL BE OF 19 TH THREE LAYER PLAT PRESSED TEAKWOOD PARTICLE BOARD WITH BWP TYPE PHENOL FORMAL DEHYDE IS-3087-1985 WITH 15 MM TH. DECORATIVE LAMINATED IS. 1046-1969 FIXED ON THE ONE SIDE SHALL BE USED.

SLNO	DATE	DESCRIPTION	INITIAL
1	16-01-92	IN SECTION 75x19 T.W. FRAME MARKED	

REVISION

OFFICERS MESS FURNITURE

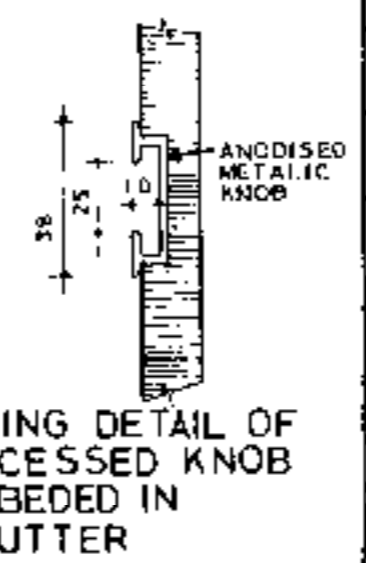
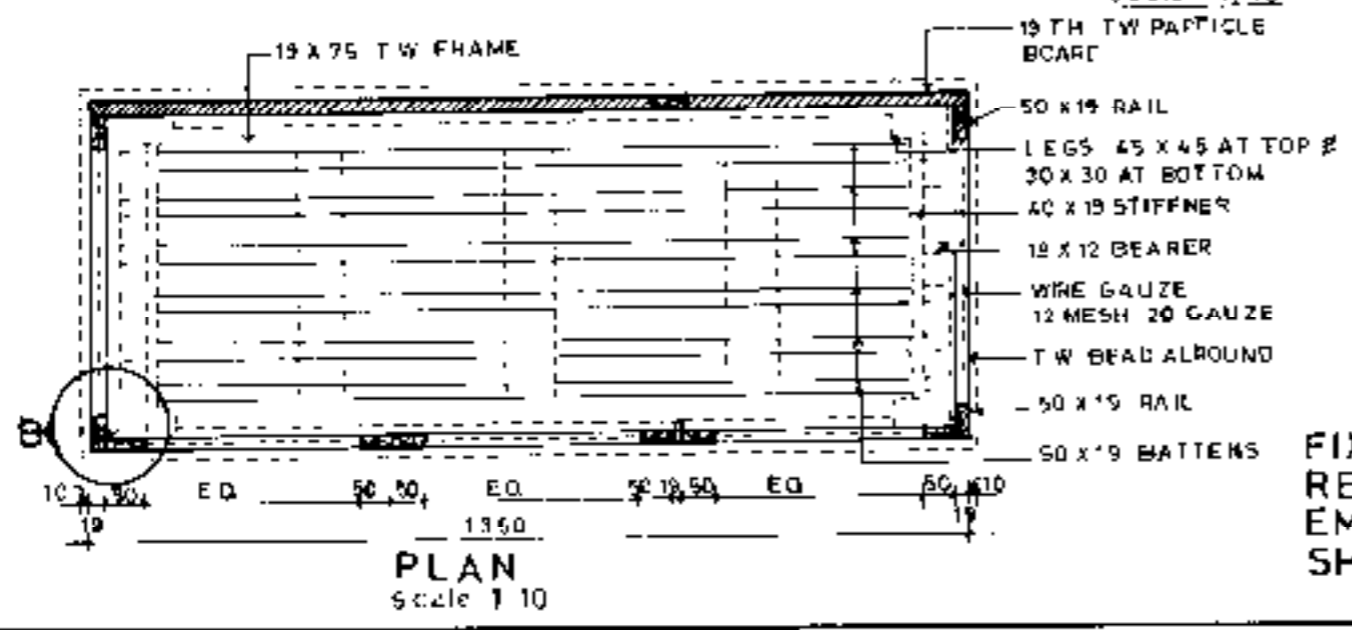
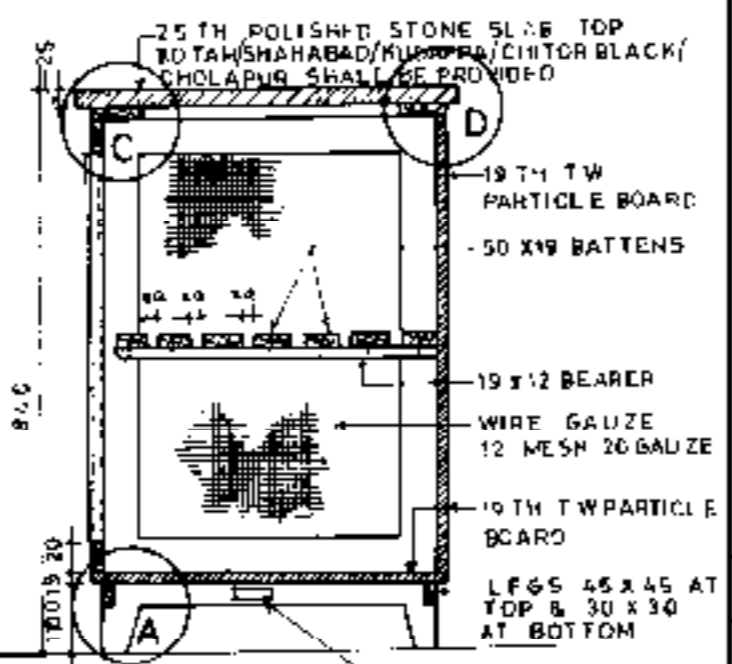
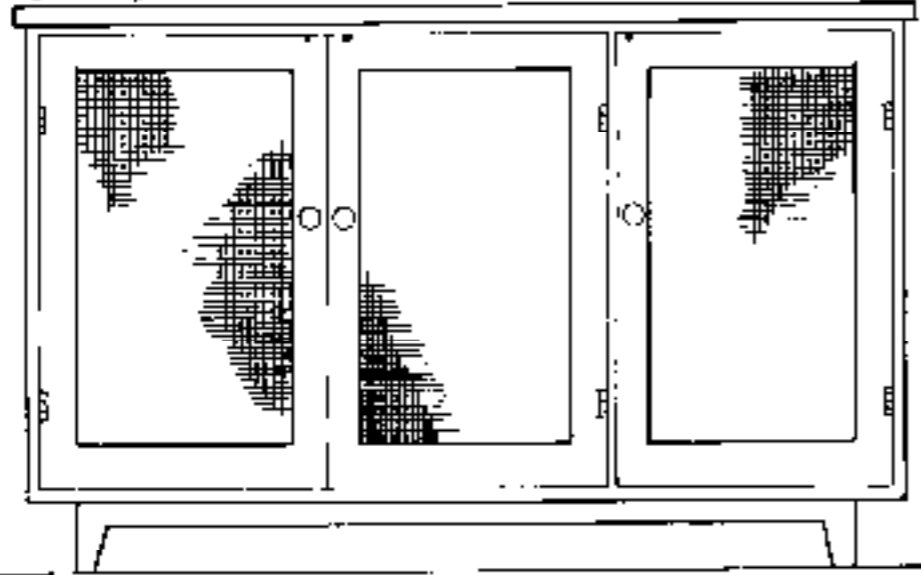
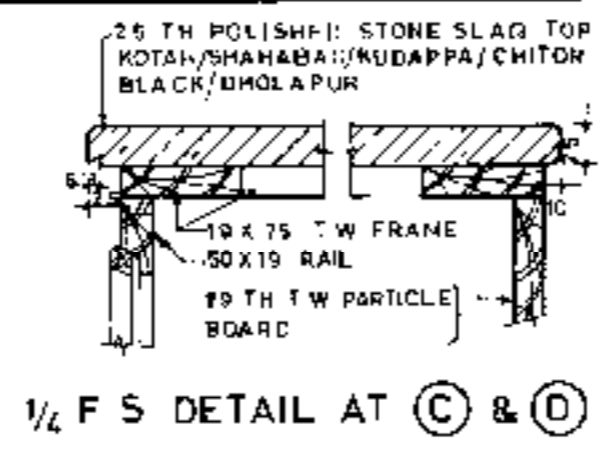
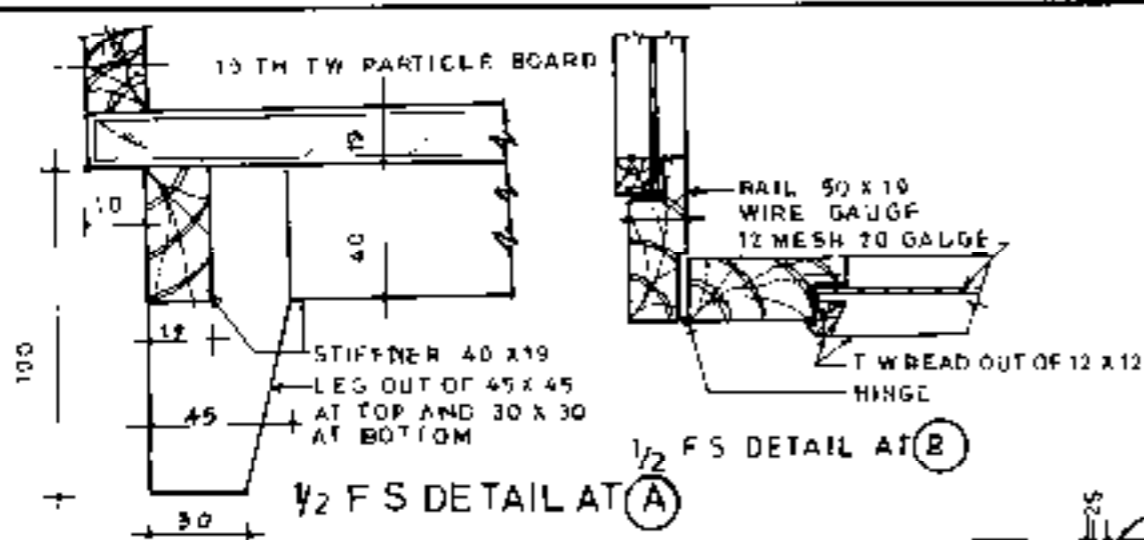
DTE OF ARCHITECTURE
E. IN. C'S BRANCH
ARMY HEAD QUARTERS.

DATE: 22-8-90 **NOT CASE LARGE**

SCALE 1:10

DRG. No. FD. 364 SH 1/1 **PLAN, ELEV, SECTION & DETAILS**

	 (RANJIT SINGH) ASSTT. ARCH.	 (K.K. MITRA) SENIOR ARCH.
	DRN. BY Y.P. CHAWLA.	 (M.L. RAINA) ARCHITECT.
CKD BY.		



NOTES

1. CONTRACTOR TO CHECK AND VERIFY ALL DIMENSIONS BEFORE EXECUTION OF THE WORK
2. FIGURED DIMENSIONS SHALL BE FOLLOWED
3. ALL DIMENSIONS ARE GIVEN IN MILLIMETRES
4. ALL SIZES GIVEN FOR WOODWORK ARE FINISHED SIZES
5. FIRST CLASS MILN (PLANT) SEASONED TEAK WOOD AS PER IS 1331-1971 FREE FROM KNOTS AND CRACKS SHALL BE USED WITH MOISTURE CONTENTS PERMISSIBLE AS PER IS 287-1973
6. ALL WOOD WORK AND TEAK VENEERED SURFACE SHALL BE FRENCH POLISHED EXCEPT WHERE PAINTING IS INDICATED IN DRG
7. ALL JOINTS AND FIXING SHALL BE DONE IN ACCORDANCE WITH THE STANDARD WORKMANSHIP SPECIFICATION
8. 19 TH THREE LAYER FLAT PRESSED TEAK WOOD PARTICLE BOARD WITH BWP TYPE PHENOL FORMAL DEHYDE IS 3087-1969 SHALL BE PROVIDED

OFFICERS MESS FURNITURE

DTE OF ARCHITECTURE
 E-IN-C'S BRANCH
 ARMY HEADQUARTERS

DATE 22.8.90

MEAT SAFE
 (LARGE)

SCALE AS SHOWN

DRG NO FD 370
 SH NO 1/4

PLAN ELEVATION SECTION
 AND DETAILS

DRN BY
 RAOHAKRISHNAN

RANJIT SINGH
 ASSTT ARCH

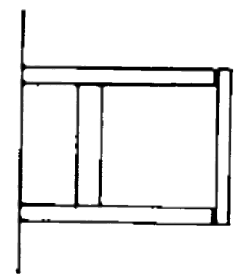
K.K. MITRA
 SENIOR ARCHITECT

CKD BY

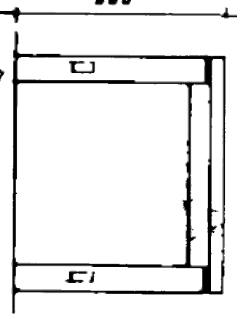
M.L. RAJNA
 ARCHITECT

J.L. ARYA
 CHIEF ARCHITECT


F3/35



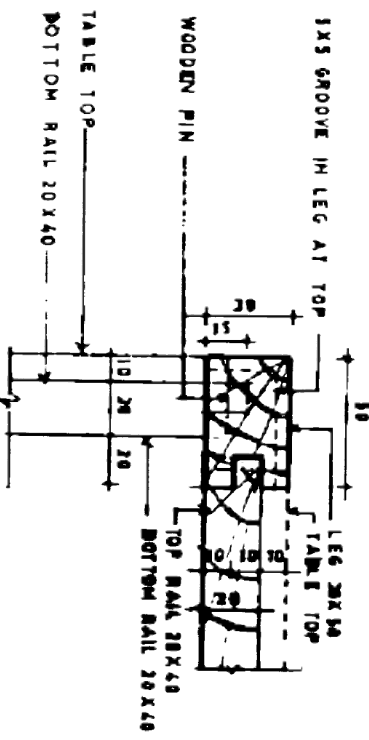
SIDE ELEVATION




FRONT ELEVATION



SECTION 'A-A'
SCALE 1/10



1/2 FS DETAIL AT 'A'



PLAN

SCALE
0 100 200 300 400 500 1000
1/2 FS DETAIL AT 'B'

NOTES

- 1 CONTRACTOR TO CHECK AND VERIFY ALL THE DIMENSIONS BEFORE EXECUTION OF THE WORK.
- 2 FINISHED DIMENSIONS SHALL BE FOLLOWED.
- 3 ALL DIMENSIONS GIVEN ARE IN MILLIMETERS.
- 4 ALL SIZES GIVEN FOR WOOD WORK ARE FINISHED SIZES.
- 5 ALL WOOD WORK AND TEAK VENEERED SURFACE SHALL BE FINISH POLISHED EXCEPT WHERE PAINTING IS INDICATED IN DRG.
- 6 FIRST GRADE TEAK (PLANT) SEASONED TEAK WOOD AS PER IS (1037-1977) FREE FROM KNOTS AND CRACKS SHALL BE USED WITH MOISTURE CONTENT'S PERMISSIBLE AS PER IS-287-1973.
- 7 ALL JOINTS & FIXING SHALL BE DONE IN ACCORDANCE WITH THE STANDARD WORKMANSHIP / SPECIFICATIONS.
- 8 WHEN THE PARTICLE BOARD BORED WITH PHENOL FORMALDEHYDE IS-2067-1965/1973 WITH 1.5MM THICK DECORATIVE LAMINATE IS-2044-1969 FIXED ON ONE SIDE SHALL BE USED AS PER (PROSE WOOD OR FORMICA SHADE NO 821 OR DETOLAH SHADE NO T-649 OR RAYNACA SHADE B-4773 OR SUNGLASS SHADE NO 869) OR AS INDICATED IN DRAWING.
- 9 THIS DRAWING SUPERSEDES DRG NO PD-225 SHEET NO V/1

OFFICERS MESS FURNITURE

DESIGNED BY DTE OF ARCHITECTURE
BY E-I-N-C's BRANCH
FOR ARMY HEAD QUARTERS

PEG TABLE

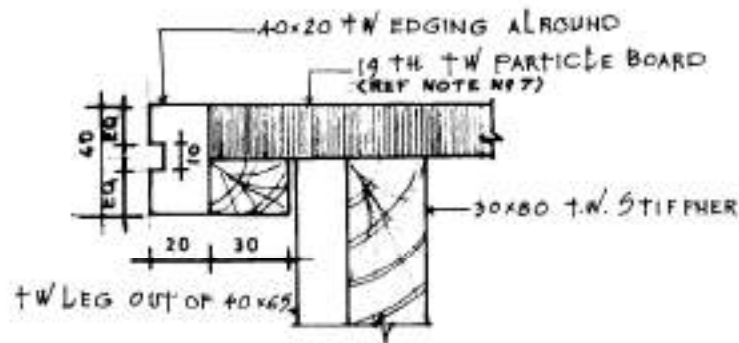
SCALE AS SHOWN
DRAWING SHEET NO
FD-384-1/1
PLAN, ELEVATIONS, SECTION
AND DETAILS

	RAJESH KUMAR ASSISTANT ARCHITECT	K. K. MITRA SENIOR ARCHITECT
	H. L. RAJWA ARCHITECT	G. P. ... ARCHITECT

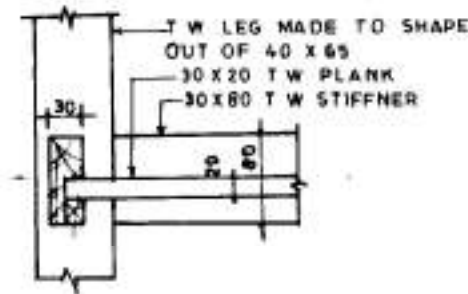
DATE: 22.8.90
SCALE: 1:50 (450X 300X 360)

NOTES

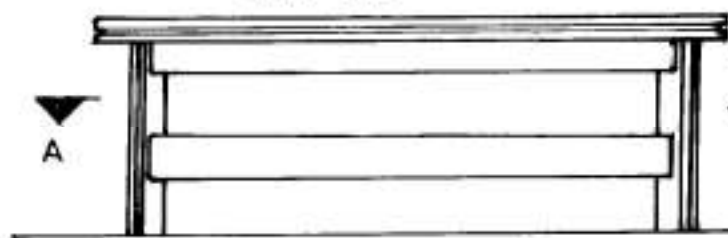
- 1 CONTRACTOR TO CHECK AND VERIFY ALL DIMENSIONS BEFORE EXECUTION OF THE WORK
- 2 FIGURED DIMENSIONS SHALL BE FOLLOWED
- 3 ALL DIMENSIONS ARE GIVEN IN MILLIMETRES
- 4 ALL SIZES GIVEN FOR WOOD WORK ARE FINISHED SIZES
- 5 ALL JOINTS AND FIXING SHALL BE DONE IN ACCORDANCE WITH STANDARD WORK-MANSHIP/SPECIFICATIONS
- 6 FIRST GRADE KILN (PLANT) SEASONED TEAK WOOD AS PER IS 1331-1971 FREE FROM KNOTS AND CRACKS SHALL BE USED WITH MOISTURE CONTENTS PERMISSIBLE AS PER IS 287-1973
- 7 TABLE TOP SHALL BE OF 19TH. THREE LAYER FLAT PRESSED T.W PARTICLE BOARD WITH BWP TYPE PHENOL FORMAL DEHYDE IS. 3087-1985 WITH 1.5 TH. DECORATIVE LAMINATED SHEET IS 2046-1969 FIXED ON ONE SIDE SHALL BE USED
- 8 ALL WOOD WORK AND TEAK VENEERED SURFACE SHALL BE FRENCH POLISHED EXCEPT WHERE PAINTING IS INDICATED IN DRG



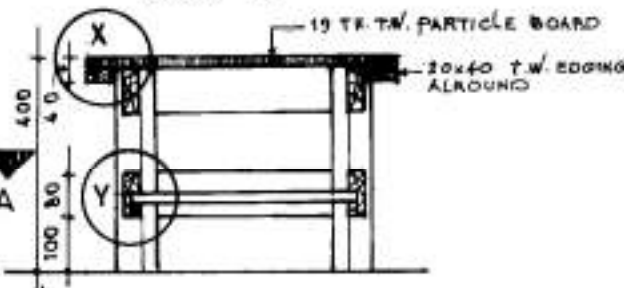
DETAIL AT (X)
Scale 1:2



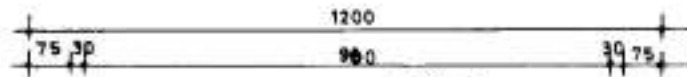
DETAIL AT (Y)
Scale 1:5



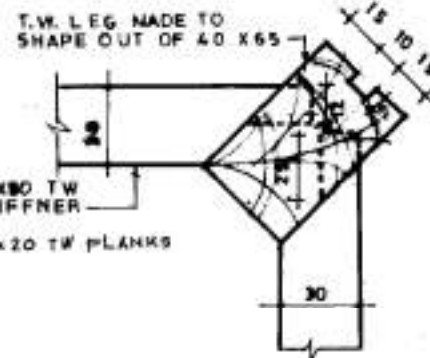
ELEVATION



SECTION AT-DD
Scale: 1:10



PLAN AT-AA
SCALE 1:10



DETAIL AT (Z)

DTE OF ARCHITECTURE
E-IN-C'S BRANCH
ARMY HEADQUARTERS

DATE: 28-6-91

TABLE CENTRE

SCALE:-
AS SHOWN

DRG NO:-
FD-393 SHNOX

PLAN, ELEVATION, SECTION
& DETAILS

CA

Ranjit Singh
RANJIT SINGH
ASST ARCH

K. C. Nagpal
K. C. NAGPAL
SENIOR ARCHITECT

DRN BY:-
RADHAKRISHNAN

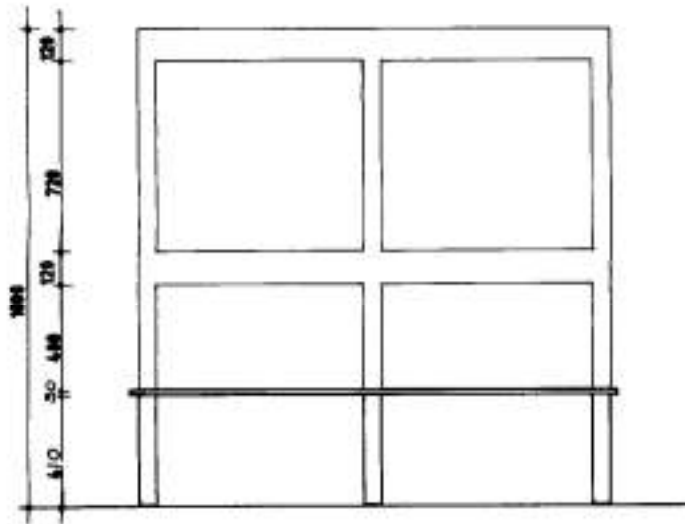
CKD BY

K. C. Nagpal
K. C. NAGPAL
ARCHITECT

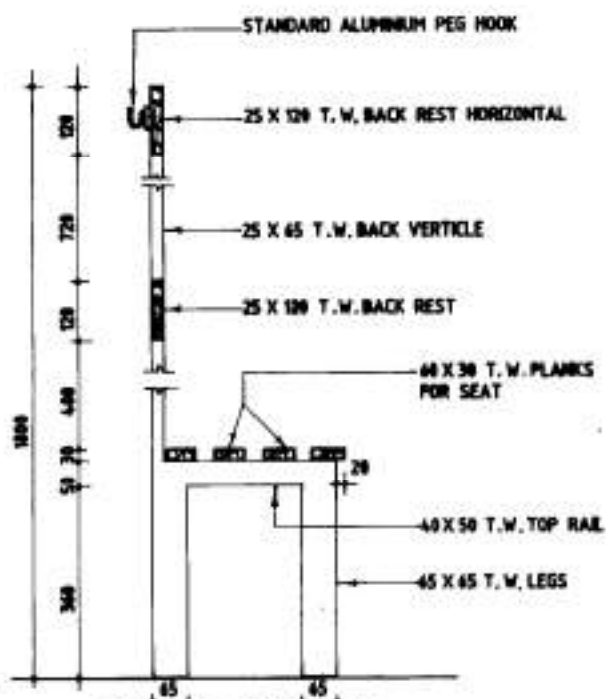
J. L. Arya
J. L. ARYA
CHIEF ARCHITECT

NOT TO BE ISSUED

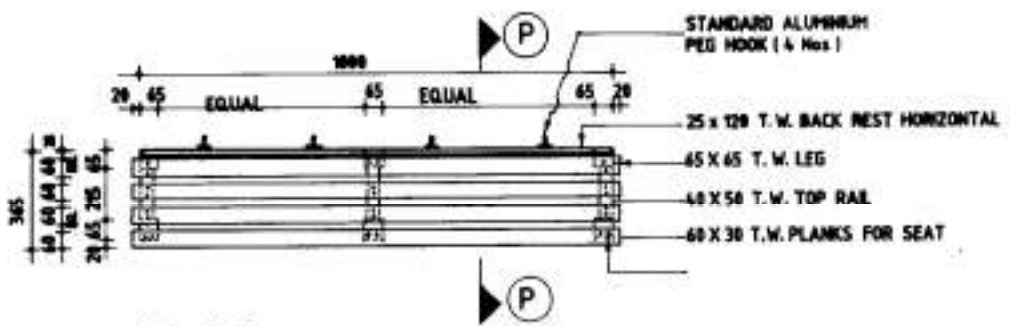
393



FRONT ELEVATION
SCALE :- 1 : 20



SECTION AT "P-P"
SCALE :- 1 : 10



PLAN
SCALE :- 1 : 20

NOTES

- 1 CONTRACTOR TO CHECK AND VERIFY ALL DIMENSIONS BEFORE EXECUTION OF WORK
- 2 FIGURED DIMENSIONS SHALL BE FOLLOWED
- 3 ALL DIMENSIONS ARE GIVEN IN MILLIMETRES
- 4 ALL JOINTS AND FIXING SHALL BE DONE IN ACCORDANCE WITH THE STANDARD WORKMANSHIP/SPECIFICATION
- 5 ALL SIZES GIVEN FOR WOODWORK ARE FINISHED SIZES
- 6 ALL FIRST CLASS SEASONED INDIAN TEAK WOOD OR ITS LOCAL EQUIVALENT SUBSTITUTE TO BE USED UNLESS OTHERWISE SPECIFIED
- 7 HIGH CLASS FINISH WITH FRENCH POLISH SHALL BE PROVIDED

DTE OF ARCHITECTURE
E-IN-C's BRANCH
ARMY HEAD QUARTERS

DATE: 00-01-92

FORM WITH BACK

SCALE : AS SHOWN

DRG NO :
FD-409 SH NO 1/1

PLAN, ELEVATION & SECTION



M L DUA
M L DUA
ASSTT ARCH

J L ARYA
J L ARYA
ARCHITECT

DRAWN BY: THAMIN

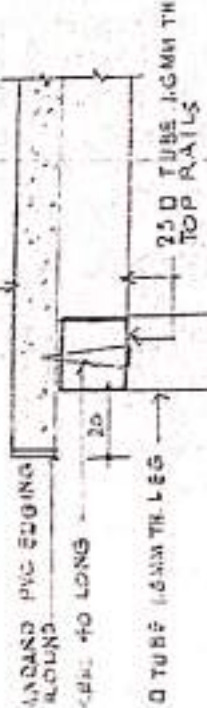
PRTB BY: H C GUPTA

CHK BY:

K C NAGPAL
K C NAGPAL
ARCHITECT

J L ARYA
CHIEF ARCHITECT
FOR E-IN-C AND

3/4" TOP AS PER NOTE NO 7

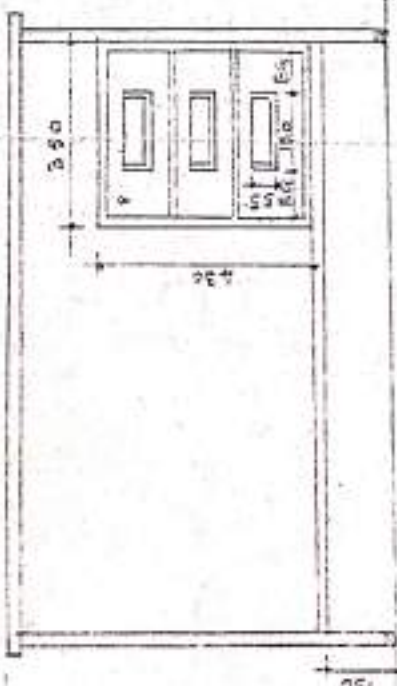


1/2 FS DETAIL AT B

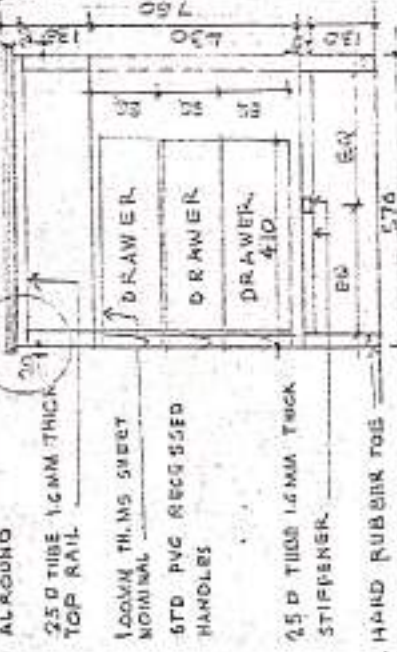
1.6MM TH FLAT IRON 65 WIDE MADE TO SHAPE AND WELDED TO DRAWER

1.6MM TH FLAT IRON 300 WIDE WELDED TO LEG (MADE TO SHAPE)

1/4 FS DETAIL AT CC

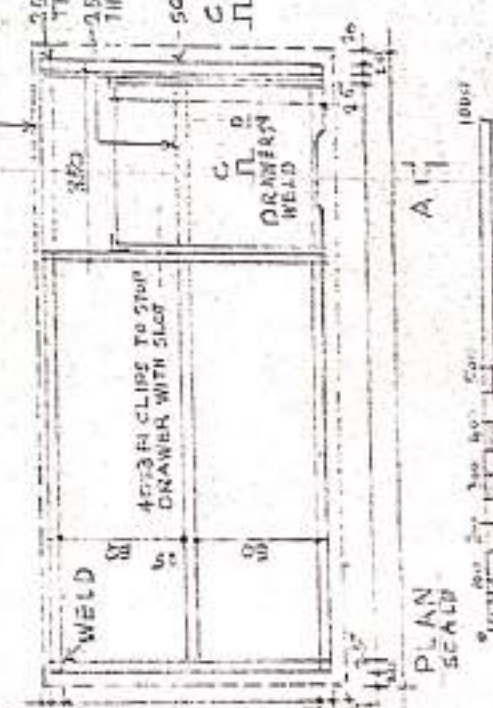


FRONT ELEVATION



SECTION ON A-A

A-A



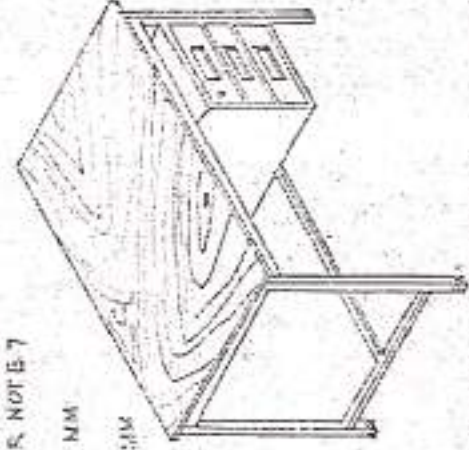
PLAN SCALE



TABLE TOP AS PER NOTE 7

25 II MS TUBE 1.6MM THICK LEGS
25 II MS TUBE 0.6MM TH. STIFFENER

SCREW 40 LONG



ISOMETRIC VIEW

NOTE 5

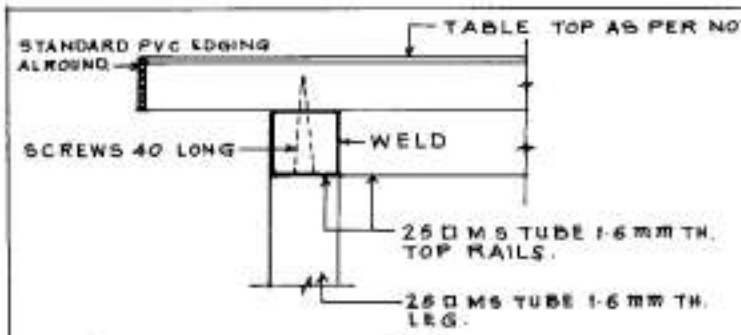
1. CONTRACTOR TO CHECK AND VERIFY ALL DIMENSIONS BEFORE EXECUTION OF THE WORK.
2. FIGURED DIMENSIONS SHALL BE FOLLOWED.
3. ALL DIMENSIONS GIVEN ARE IN MM.
4. ALL JOINTS/WELDING/SPLICING SHALL BE DONE IN ACCORDANCE WITH STANDARD WORKMANSHIP AND SPECIFICATIONS.
5. SPLITTED DRAWERS SHALL BE PROVIDED WITH PVC COVERING ON RECESSED HANDLE AND ALL METALIC WORKING ARRANGEMENT.
6. ALL WELDED CONSTRUCTION AND STEEL WORK SHALL BE PAINTED INTERNALLY & EXTERNALLY WITH OLIVE GREEN OR SILVER GRAY COLOR. REQUIRED SHADE OVER A COAT OF PRIMER.
7. 16 TH METAL BOARD (1ST GRADE) IS 12406 - 1988 (1ST PARTICLE BOARD IS 3087-1985) BONDED WITH PHENOL FORMALDEHYDE WITH 1.5MM THICK DECORATIVE LAMINATE IS 2040-1989 FIXED ON ONE SIDE SHALL BE USED AS PER MYSORE TANK OF FORMULA SHADO-NO. 2-837 OR DECORUM SHADE UP T-451 OR RAMMING SHADE NO 3-8285 OR SUN GLOSS SHADE NO 1341 OR AS INDICATED IN DRAWING.
8. THIS Dwg IS BASED ON DRO. NO. PD-307 AND SUPERCEDES DRO. NO PD-307 & PD-64.

TRUE COPY

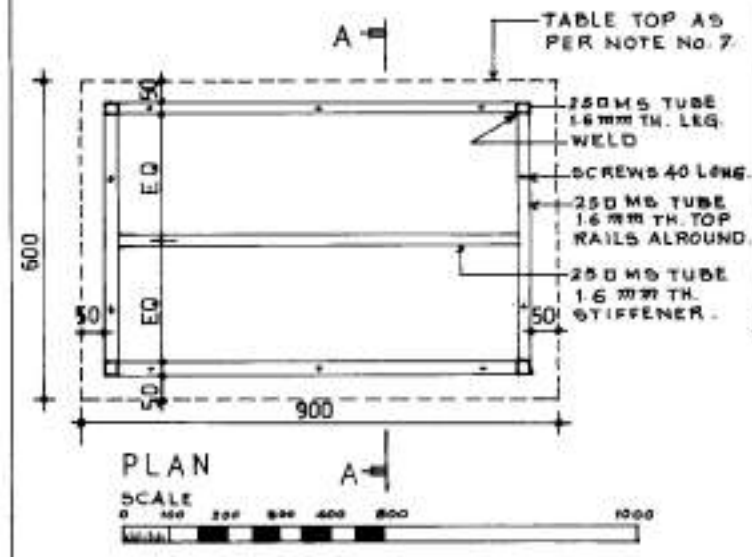
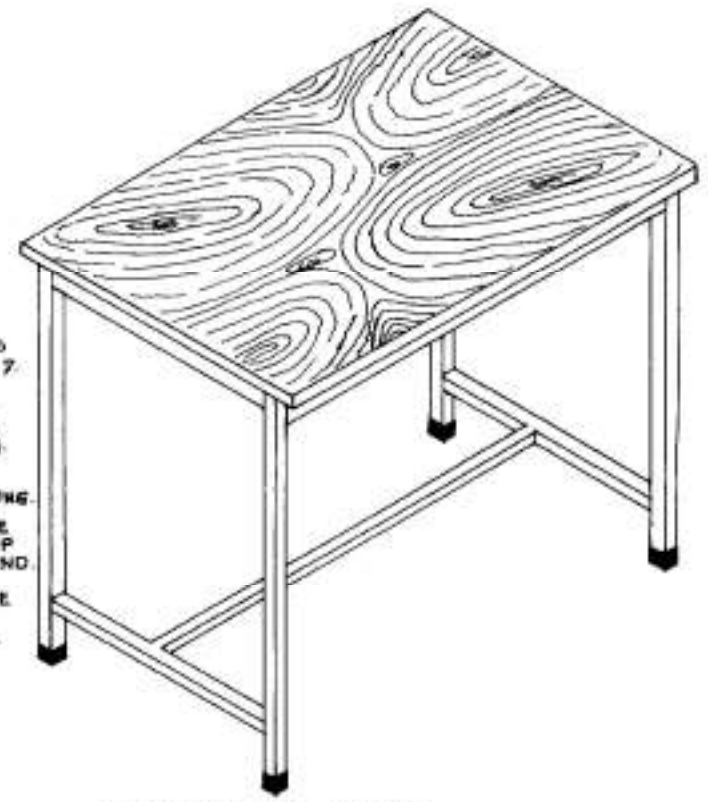
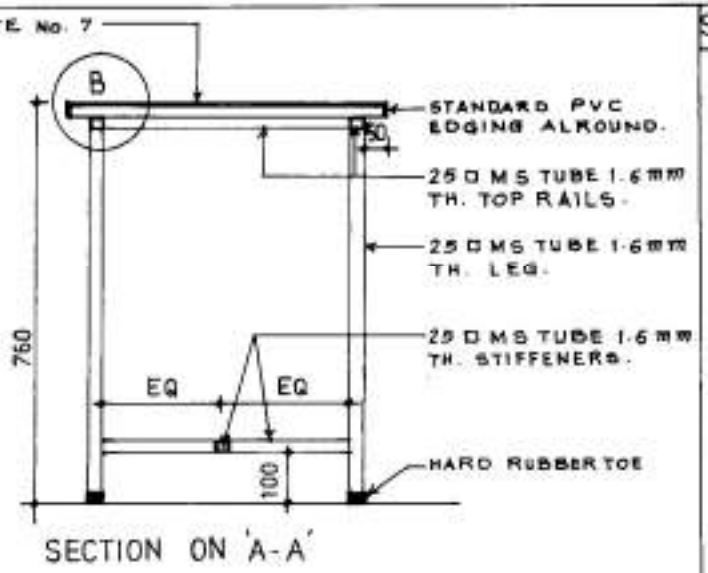
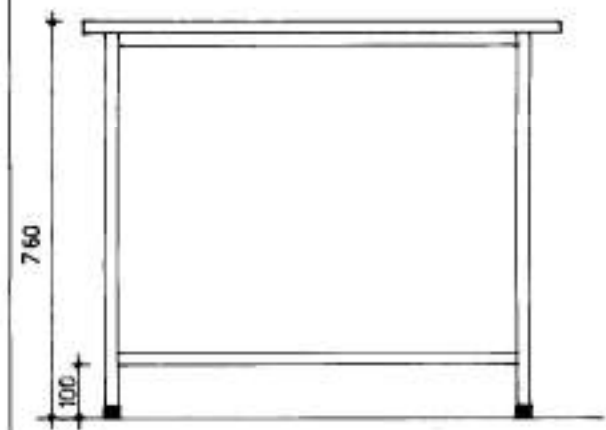
THIS Dwg IS TRACED BY SMT. D. VIJAYA LAKSHMI IN THIS OFFICE OF CEJNAYI DATED 16-12-93

DESIGNED BY P. S. DTE OF ARCHITECTURE
DRAWN BY P. S. E-IN-C5 BRANCH
THE 10TH BATTALION ARMY HEAD QUARTERS

DATE	29-01-93	TABLE CLERK (STEEL)
SCALE	AS SHOWN	PLAN, ELEVATION AND SECTION
FD. NO.	1004	
SH. NO.	71	
DRN	Sd/Kxx HARI K DARIJIM ASST ARCHITECT	Sd/Kxx MADHUSNET CREEK GENERAL ARCHITECT
TS ATH W/L	Sd/Kxx ANUNADHARAN ARCHITECT	Sd/Kxx P. S. KUMARASWAMY CHIEF ARCHITECT FOR ENG. E-IN-C5
CHK	Sd/Kxx	
SUB. M. TIRUMAL		


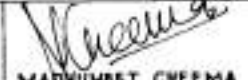

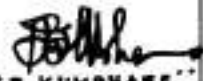



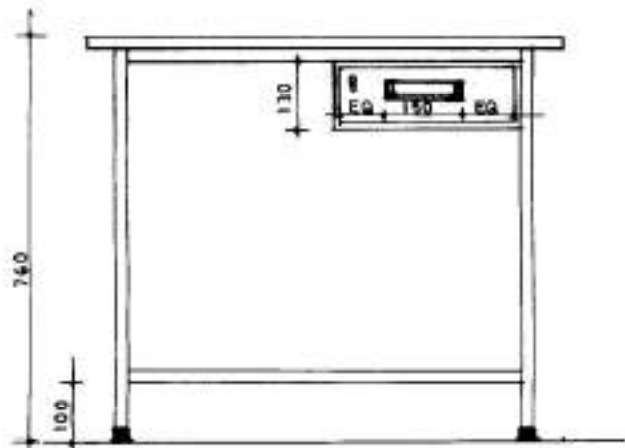
1/2 F S DETAIL AT (B)



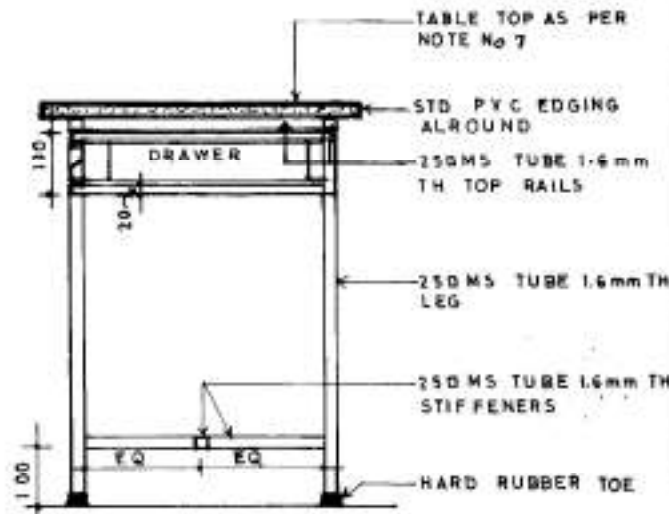
SNo	NOTES
1	CONTRACTOR TO CHECK AND VERIFY ALL DIMENSIONS BEFORE EXECUTION OF THE WORK.
2	FIGURED DIMENSIONS SHALL BE FOLLOWED.
3	ALL DIMENSIONS GIVEN ARE IN MILLIMETRES.
4	ALL JOINTS/WELDING/FIXING SHALL BE DONE IN ACCORDANCE WITH THE STANDARD WORKMANSHIP AND SPECIFICATIONS.
5	SHUTTERS/DRAWERS SHALL BE PROVIDED WITH PVC COVERING ON RECESSED HANDLE & LOCKING ARRANGEMENT WHERE SHOWN.
6	ALL WELDED CONSTRUCTION AND STEEL WORK SHALL BE PAINTED INTERNALLY & EXTERNALLY WITH OLIVE GREEN OR SILVER GREY OR AS REQUIRED SHADE OVER A COAT OF PRIMER.
7	18 TH M D F BOARD (EXT GRADE) IS: 12406-1989/ 19 TH PARTICLE BOARD IS: 3087-1985 BONDED WITH PHENOL FORMALDEHYDE WITH 1.5 MM TH. DECORATIVE LAMINATE IS: 2046-1969 FIXED ON ONE SIDE SHALL BE USED AS PER MYSORE TEAK OF FORMICA SHADE No. E-837 OR DECOLAM SHADE No. T-462 OR KAMMICA SHADE No. S-3/315 OR SUN GLOSS SHADE No. 134 OR AS INDICATED IN DRAWING.
8	THIS DRAWING IS BASED ON DRG No. FD-310 AND SUPERSEDES DRG No. FD-310 & FD-228.

वास्तुकला निर्देशालय DTE OF ARCHITECTURE
 प्रमुख अभियन्ता शाखा E IN C'S BRANCH
 थल सेना मुख्यालय ARMY HEADQUARTERS

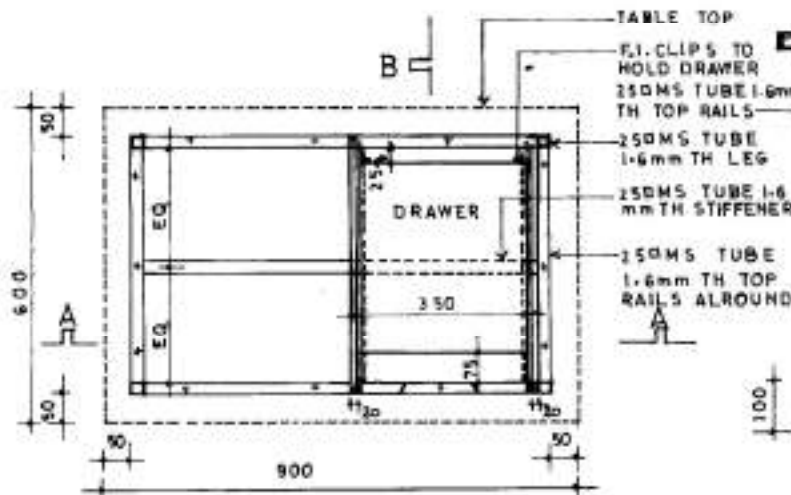
DATE 29-09-93	TABLE FOR HAV'S & OR'S (STEEL)	
SCALE AS SHOWN		
DRG No. FD-1007.3H/1	PLAN, ELEVATION, SECTION & DETAILS.	
 HARI K. BARJAYA ASST. ARCHITECT	 MAHUMEST CHEEMA SENIOR ARCHITECT	
DRN BY G J KAO	 ANURADHA BHASIN ARCHITECT	 P. B. KUMBHARKAR CHIEF ARCHITECT FOR ENGR. IN-CHIEF
CHECKED BY  S. B. H. TRARAJIPS		



FRONT ELEVATION

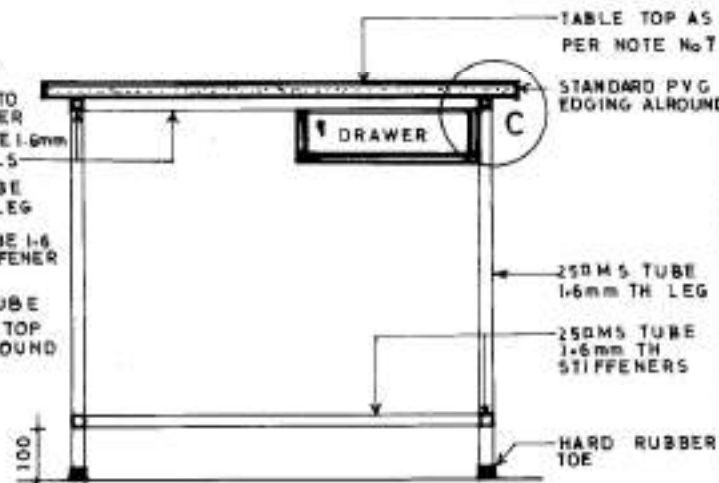


SECTION ON 'B-B'



PLAN

SCALE
0 100 200 300 400 500 1000



SECTION ON 'A-A'


SN	NOTES
1	CONTRACTOR TO CHECK AND VERIFY ALL DIMENSIONS BEFORE EXECUTION OF THE WORK
2	FIGURED DIMENSIONS SHALL BE FOLLOWED
3	ALL DIMENSIONS GIVEN ARE IN MILLIMETRES
4	ALL JOINTS/WELDING/FIXING SHALL BE DONE IN ACCORDANCE WITH THE STANDARD WORKMANSHIP AND SPECIFICATIONS.
5	SHUTTERS/DRAWERS SHALL BE PROVIDED WITH P V C COVERING ON RECESSED HANDLE&LOCKING ARRANGEMENT WHERE SHOWN.
6	ALL WELDED CONSTRUCTION AND STEEL WORK SHALL BE PAINTED INTERNALLY & EXTERNALLY WITH OLIVE GREEN OR SILVER GREEN OR AS REQUIRED SHADE OVER A COAT OF PRIMER.
7	18 TH MDF BOARD (EXT. GRADE) IS 12406-1988 / 19 TH PARTICLE BOARD IS 3087-1985 BONDED WITH PHENOL FORMALDEHYDE WITH 1.5 mm THICK DECORATIVE LAMINATE IS - 2044 - 1967 FIXED ON ONE SIDE SHALL BE USED AS PER MYSORE TEAK OF FORMICA SHADE NO E-837 OR DECOLAM SHADE NO T-442 OR RANMCA SHADE NO S - 3/25 OR SUN GLOSS SHADE NO 254) OR AS INDICATED IN DRAWING.
8	THIS DRG. SUPERSEDES DRG. No. FD 283 -

29-9-93	DUO TO TECHNICAL REASONS SPECIFICATIONS, DRG NO AND DATE HAVE BEEN CHANGED.	<i>[Signature]</i> CHIEF ARCHITECT
DATE	DESCRIPTION	SIG OF OFFICER

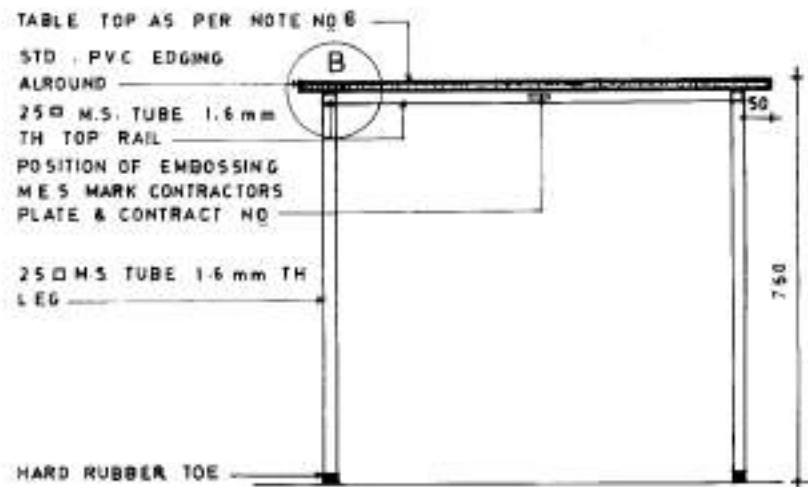
REVISION	
कम्प्युटर निदेशालय	DTE OF ARCHITECTURE
प्रमुख अभियन्त शाखा	E.I.N.C.'s BRANCH
थल सेना मुख्यालय	ARMY HEADQUARTERS

दिनांक	29-9-93	TABLE WITH DRAWER (STEEL) (900 X 600 X 760)
DATE	30-7-89	
नाम		PLAN ELEVATION & SECTIONS.
SCALE AS SHOWN		
DRG NO.	FD-1008 SHT 1/2	

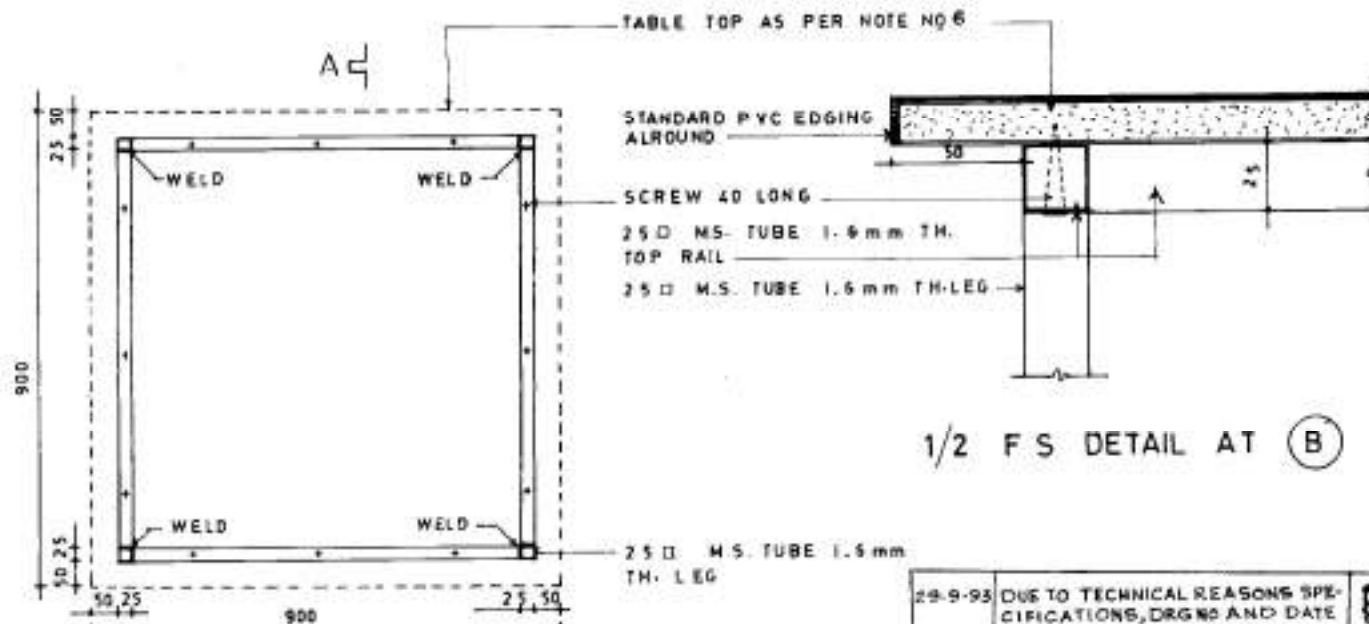
CA	<i>[Signature]</i> (K. VERMA) A. ARCH	<i>[Signature]</i> (K. MITRA) SR. ARCH
रजिस्ट्रार	RANJIT/ DRN NO JAGAT	<i>[Signature]</i> (SIRENDRA PRASAD) ARCH
कंसल्टर	CKD	(BR 60601) ARCH
रजिस्ट्रार	RANJIT SINGH-A	CHIEF ARCH FOR E.I.N.C.



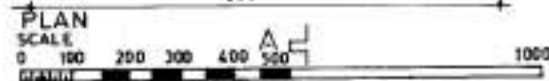
FRONT ELEVATION



SECTION ON 'A-A'



1/2 F S DETAIL AT (B)



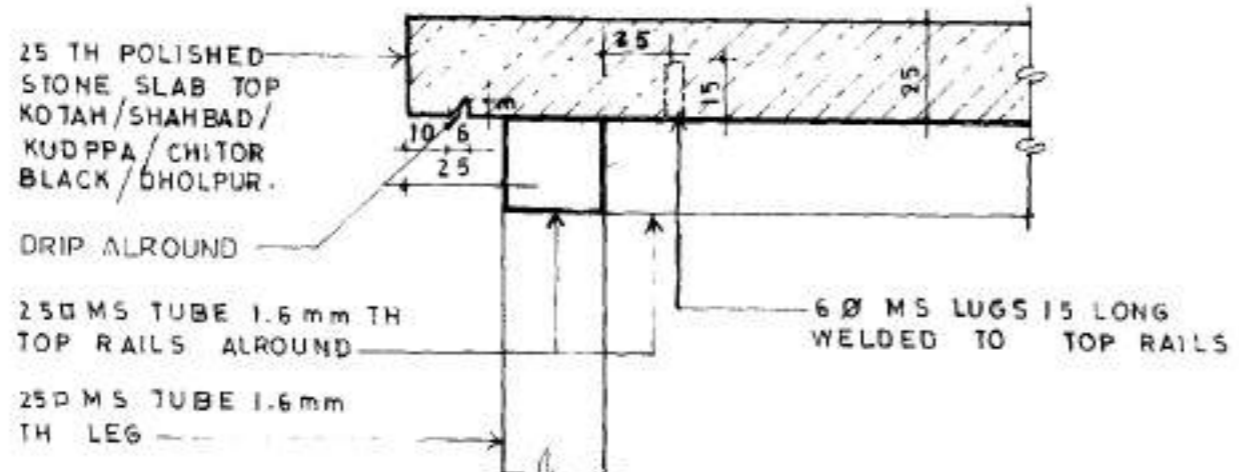
DATE	DESCRIPTION	DRN ARCHTCT	SIG OF OFFR
29-9-93	DUE TO TECHNICAL REASONS SPECIFICATIONS, DRG NO AND DATE HAVE BEEN CHANGED	<i>[Signature]</i>	

SN	NOTES
1	CONTRACTOR TO CHECK AND VERIFY ALL DIMENSIONS BEFORE EXECUTION OF THE WORK
2	FIGURED DIMENSIONS SHALL BE FOLLOWED
3	ALL DIMENSIONS GIVEN ARE IN MILLIMETRES
4	ALL JOINTS/WELDING/FIXING SHALL BE DONE IN ACCORDANCE WITH THE STANDARD WORKMANSHIP AND SPECIFICATIONS.
5	ALL WELDED CONSTRUCTION AND STEEL WORK SHALL BE PAINTED INTERNALLY & EXTERNALLY WITH OLIVE GREEN OR SILVER GREY OR AS REQUIRED SHADE OVER A COAT OF PRIMER
6	18TH M D F BOARD (EXT GRADE) IS 12400-1980/19TH PARTICLE BOARD IS 3087-1985 BONDED WITH PHENOL FORMALDEHYDE WITH 1.5 mm THICK DECORATIVE LAMINATE IS - 2046-1949 FIXED ON ONE SIDE SHALL BE USED AS PER MYSORE TEAK OF FORMICA SHADE NO E-837 OR DECOLAM SHADE NO T-442 OR RANICA SHADE NO S-3/25 OR SUN GLOSS SHADE NO 154) OR AS INDICATED IN DRAWING.
7	THIS DRG SUPERSEDES DRG No. FD-29)

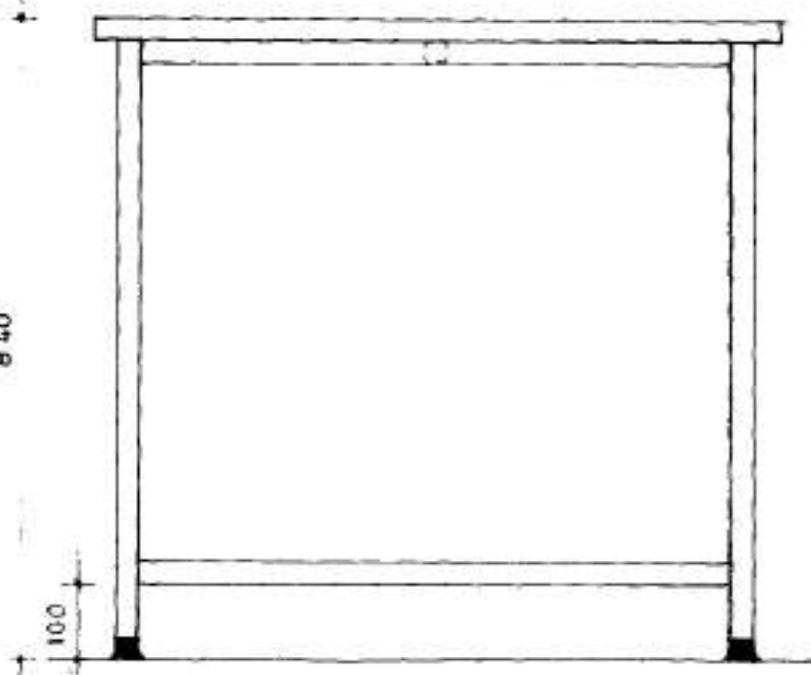
वास्तुशास्त्र निदेशालय DTE OF ARCHITECTURE
 प्रमुख अभियन्ता शाखा E-IN. C's BRANCH
 छात्र सेना मुख्यालय ARMY HEADQUARTERS

दिनांक 29-9-93
 DATE 20-9-88
 माप SCALE AS SHOWN
 DRG No. केंद्र सं. FD-1009 SHIT 1/1
 TABLE (STEEL)
 (900 X 900 X 760)
 PLAN, ELEVATION, SECTION AND DETAIL

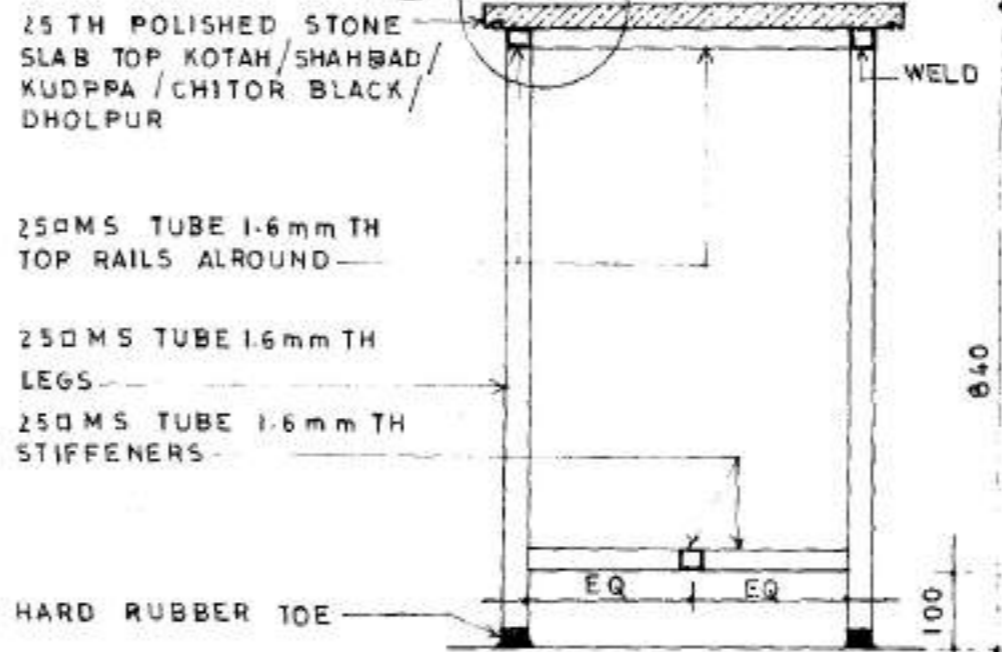
CA	<i>[Signature]</i> (D.K. VERMA) वास्तुक A. ARCH	<i>[Signature]</i> (K.K. MITRA) वास्तुक SR ARCH
DRN N° JAGAT	<i>[Signature]</i> (B.R. GOGOI) वास्तुक ARCH	(SURENDRA PRASAD) मुख्य वास्तुक एवं प्रमुख अभियन्ता CHIEF ARCH FOR E-INC



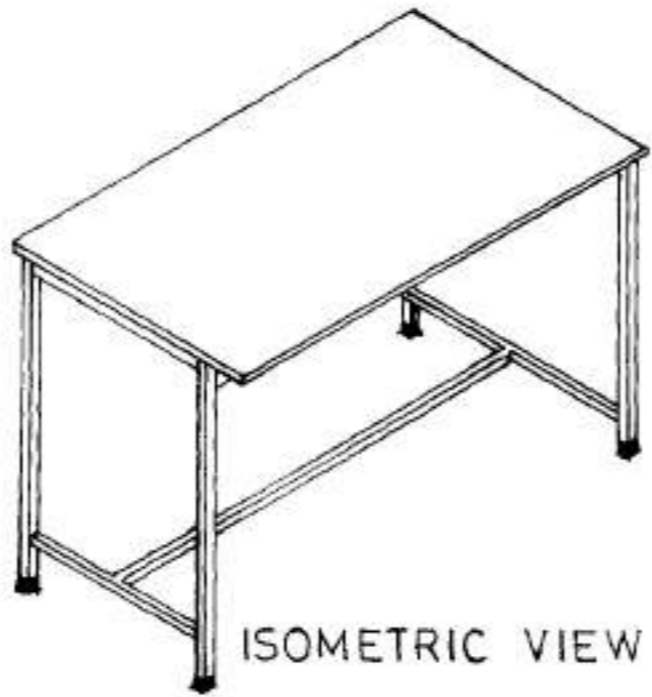
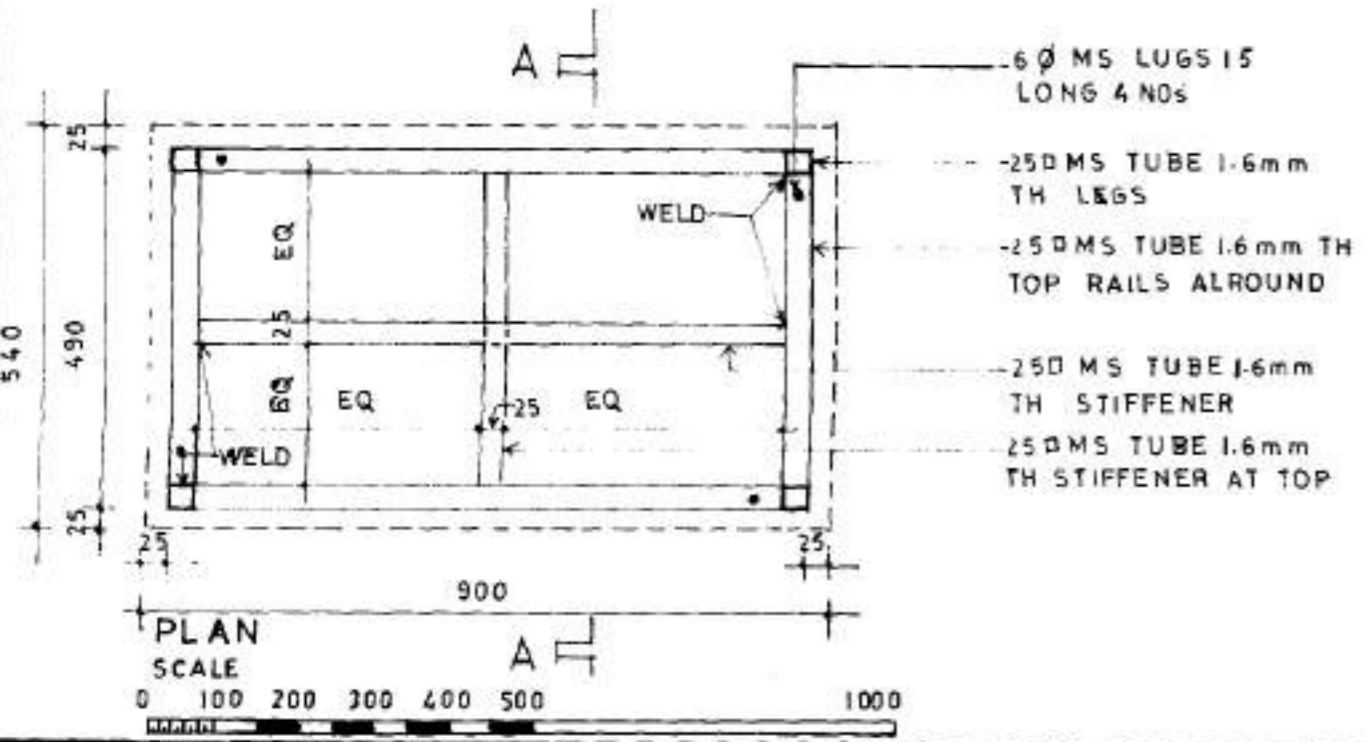
1/2 F S DETAIL AT B



FRONT ELEVATION



SECTION ON 'A-A'



ISOMETRIC VIEW

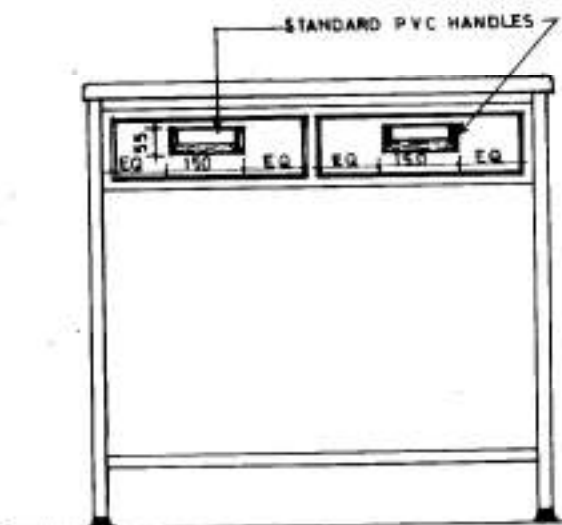
S.No.	NOTES
1	CONTRACTOR TO CHECK AND VERIFY ALL DIMENSIONS BEFORE EXECUTION OF THE WORK.
2	FIGURED DIMENSIONS SHALL BE FOLLOWED.
3	ALL DIMENSIONS GIVEN ARE IN MILLIMETRES.
4	ALL JOINTS / WELDING / FIXING SHALL BE DONE IN ACCORDANCE WITH THE STANDARD WORKMANSHIP AND SPECIFICATIONS.
5	SHUTTERS / DRAWERS SHALL BE PROVIDED WITH PVC COVERING RECESSED HANDLE AND LOCKING ARRANGMENT, WHERE SHOWN.
6	ALL WELDED CONSTRUCTION AND STEEL WORK SHALL BE PAINTED INTERNALLY AND EXTERNALLY WITH OLIVE GREEN OR SILVER GREY OR AS REQUIRED SHADE OVER A COAT OF PRIMER.
7	THIS DRG SUPERSEDES DRG No. FD 297

29-9-93	DUE TO TECHNICAL REASONS SPECIFICATIONS, DRG NO AND DATE HAVE BEEN CHANGED.	<i>[Signature]</i> CHIEF ARCHITECT
DATE	DESCRIPTION	SIG OF OFFICER

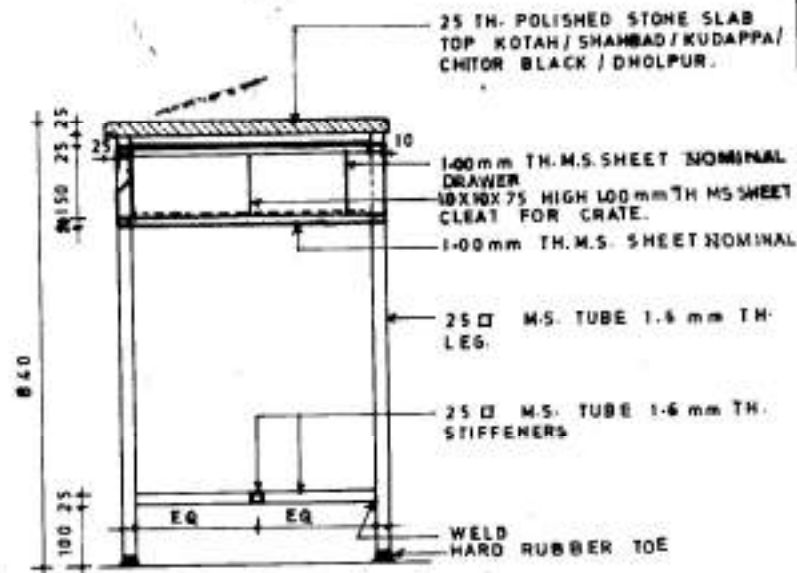
REVISION

वास्तुकला निदेशालय DTE OF ARCHITECTURE
 प्रमुख अभियन्ता शाखा E-IN-C'S BRANCH
 थल सेना मुख्यालय ARMY HEADQUARTERS

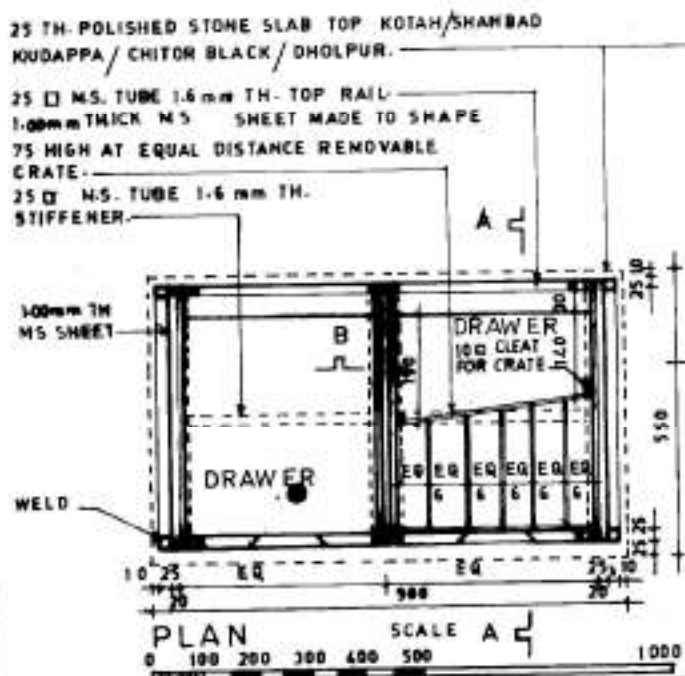
दिनांक DATE 29-9-93 20-7-89	मेज़ कुक (स्टील) TABLE COOK (STEEL)	
माप SCALE AS SHOWN		
संकेत सं. DRG. NO FD-1019 SHT. 1/1	PLAN, ELEVATION, SECTION & DETAIL	
CA	<i>[Signature]</i> (DK. VERMA) स. वास्तुक. A. ARCH	<i>[Signature]</i> (K.K. MITRA) वरिष्ठ वास्तुक. SR. ARCH
चित्रांकित DRN. N/S JAGAT	<i>[Signature]</i> (SURENDRA PRASAD)	
परीक्षित C K D RANJIT SINGH:AA	<i>[Signature]</i> (T.B.R. GOGOI) वास्तुक. ARCH	मुख्य वास्तुक. कुर्ते प्रमुख अभियन्ता CHIEF ARCH FOR E.IN.C



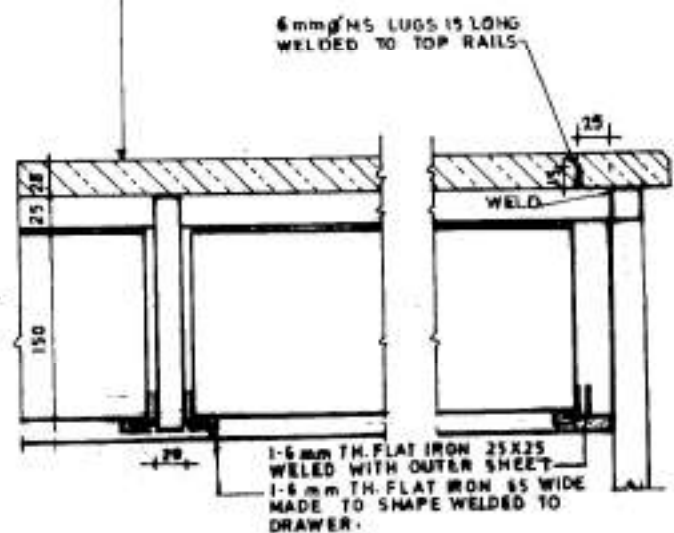
FRONT ELEVATION



SECTION ON 'A-A'



PLAN SCALE A 1:1000



1/4 FS DETAIL AT 'B-B'

SLNo	NOTES
1	CONTRACTOR TO CHECK AND VERIFY ALL DIMENSIONS BEFORE EXECUTION OF THE WORK.
2	FIGURED DIMENSIONS SHALL BE FOLLOWED.
3	ALL DIMENSIONS GIVEN ARE IN MILLIMETRES.
4	ALL JOINTS/WELDING/FIXING SHALL BE DONE IN ACCORDANCE WITH THE STANDARD WORKMANSHIP AND SPECIFICATIONS.
5	SHUTTERS / DRAWERS SHALL BE PROVIDED WITH PVC COVERING RECESSED HANDLE AND LOCKING ARRANGMENT WHERE SHOWN.
6	ALL WELDED CONSTRUCTION & STEEL WORK SHALL BE PAINTED INTERNALLY & EXTERNALLY WITH OLIVE GREEN OR SILVER GREY OR AS REQUIRED SHADE OVER A COAT OF PRIMER
7	THIS DRG SUPERSEDES DRG No FD 295

NOTE :- WHERE EVER 1.00 MM TH MS SHEET MENTIONED SHOULD BE READ 1.00 MM NOMINAL TH MS SHEET.

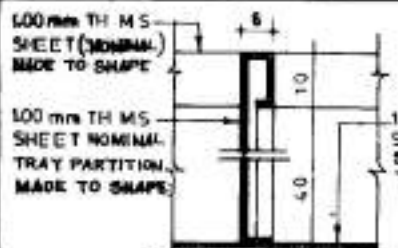
29-9-93	DUE TO TECHNICAL REASONS SPECIFICATIONS, DRG NO AND DATE HAVE BEEN CHANGED.	<i>[Signature]</i> CHIEF ARCHITECT
DATE	DESCRIPTION	SIG OF OFFICER

REVISION

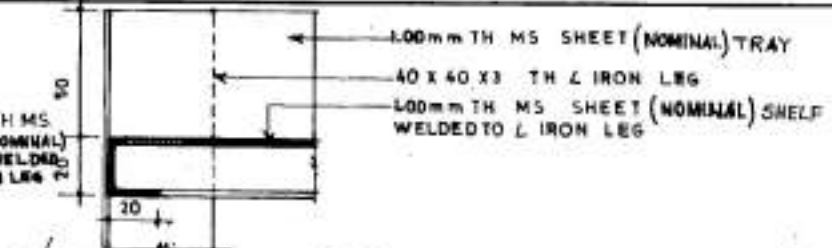
वास्तुकला निदेशालय DTE OF ARCHITECTURE
 प्रमुख अभियन्ता शाखा E-IN-C's BRANCH
 थल सेना मुख्यालय ARMY HEADQUARTERS

दिनांक DATE	20-7-88 15-9-93
माप SCALE	AS SHOWN
ड्रॉइंग DRG-NO	FD-1020 SH 1/1
TABLE PANTRY (STEEL) PLAN, ELEVATION, SECTION	

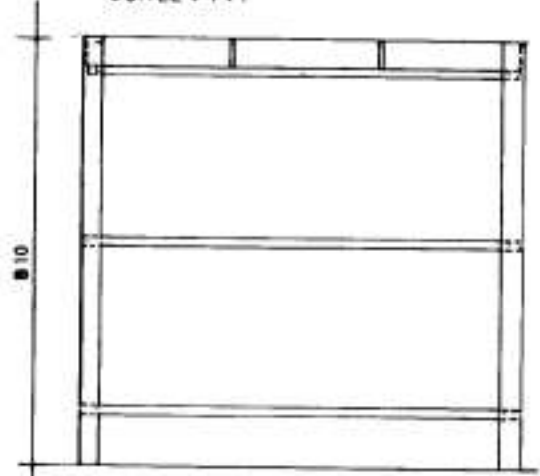
 D.K. VARMA डी.के.वर्मा A.ARCH	 K.K. MITRA के.के.मित्रा SR.ARCH



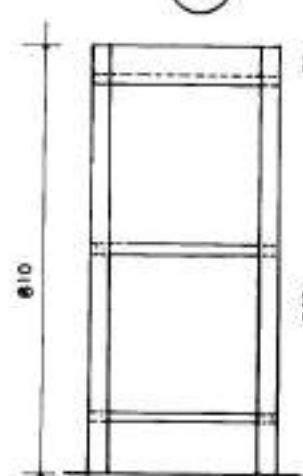
SECTION AT P-P
SCALE 1:11



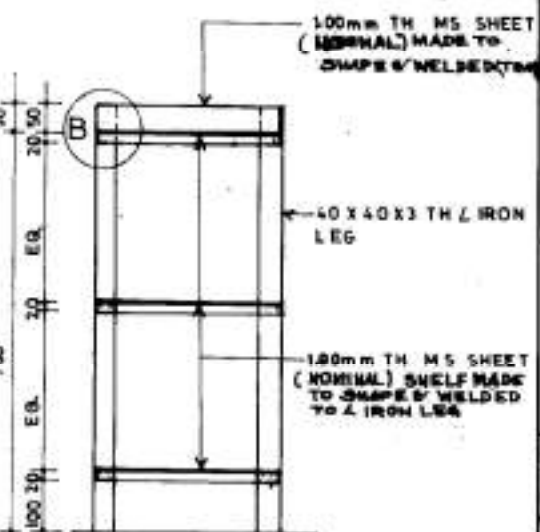
1/2 FS DETAIL AT (B)



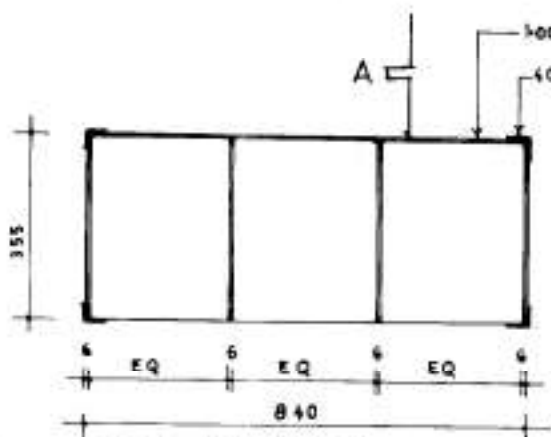
FRONT ELEVATION



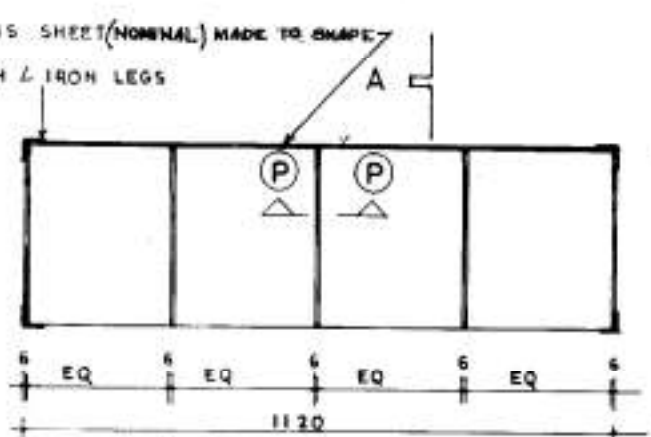
SIDE ELEVATION



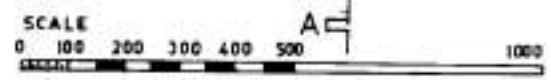
SECTION ON 'A-A'



PLAN (3 SPACES)



PLAN (4 SPACES)



SN	NOTES
1	CONTRACTOR TO CHECK AND VERIFY ALL DIMENSIONS BEFORE EXECUTION OF THE WORK
2	FIGURED DIMENSIONS SHALL BE FOLLOWED
3	ALL DIMENSIONS GIVEN ARE IN MILLIMETRES
4	ALL JOINTS / WELDING / FIXING SHALL BE DONE IN ACCORDANCE WITH THE STANDARD WORKMANSHIP AND SPECIFICATIONS.
5	ALL WELDED CONSTRUCTION & STEEL WORK SHALL BE PAINTED INTERNALLY & EXTERNALLY WITH OLIVE GREEN OR SILVER GREY OR AS REQUIRED SHADE OVER A COAT OF PRIMER.
6	THIS DRG. SUPERSEDES DRG No FD-57 (M) SHT No 1/1 FOR RACKS ONLY

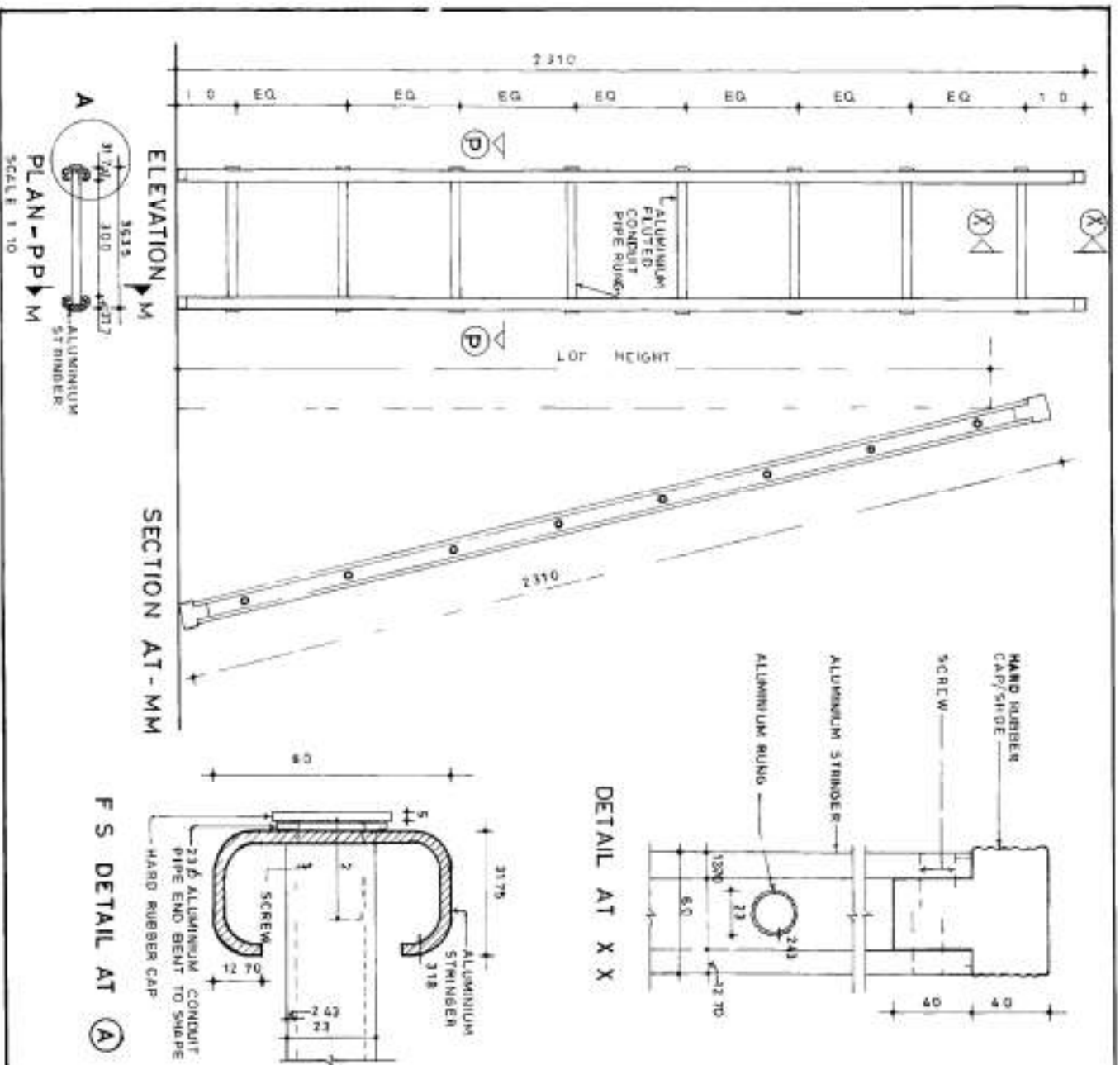
29-9-93	DUE TO TECHNICAL REASONS SPECIFICATIONS, DRG NO AND DATE HAVE BEEN CHANGED.	<i>[Signature]</i> CHIEF ARCHITECT
DATE	DESCRIPTION	SIG OF OFFICER

REVISION		
अनुकूल निदेशकलय	D.TE. OF ARCHITECTURE	
प्रमुख अभियन्ता शाखा	E.IN.C'S BRANCH	
शत्रु सेना मुख्यालय	ARMY HEADQUARTERS	

दि-नं 29-9-93	SIDE RACK WITH TRAY (STEEL)
DATE 29-9-93	
माप SCALE AS SHOWN	

ड्रॉग नं. DRG NO. FD-1023 SH. 1/1	PLANS, ELEVATIONS, SECTION & DETAIL.
---	--------------------------------------

CA	<i>[Signature]</i> (DK VERMA) 4345 A ARCH	<i>[Signature]</i> (KK MITRA) 4345 SR.Arch
नाम DR. N'S JAGAT	<i>[Signature]</i> (BR 00601) ARCH	<i>[Signature]</i> (SURENDRA PRASAD) CHIEF ARCH
वर्क C.K.D. RANJIT SINGH		



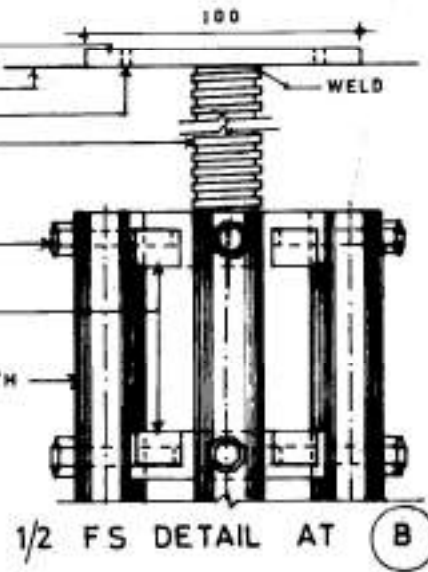
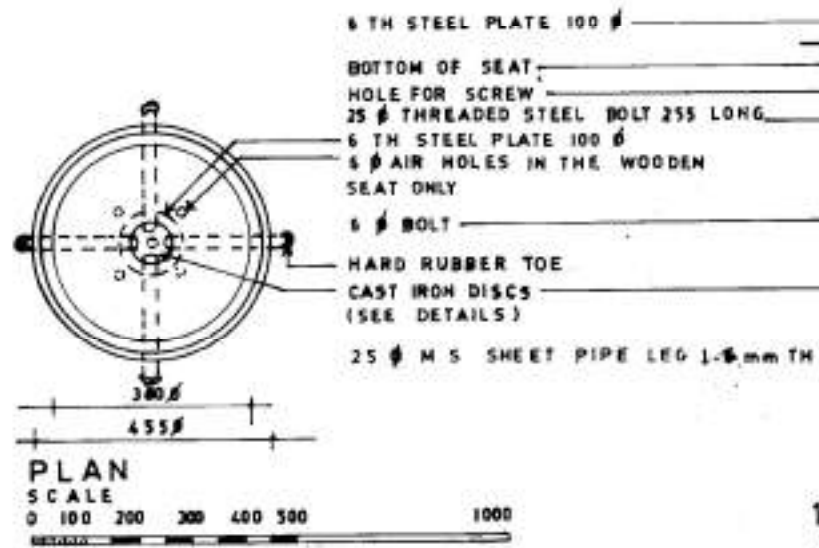
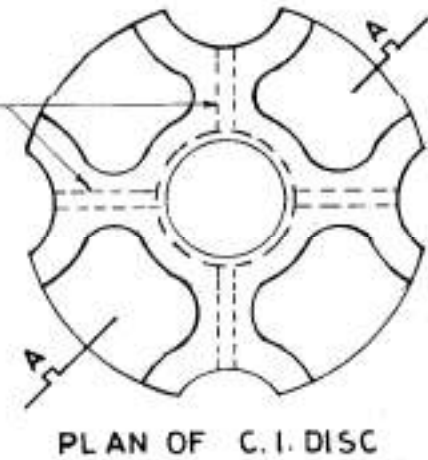
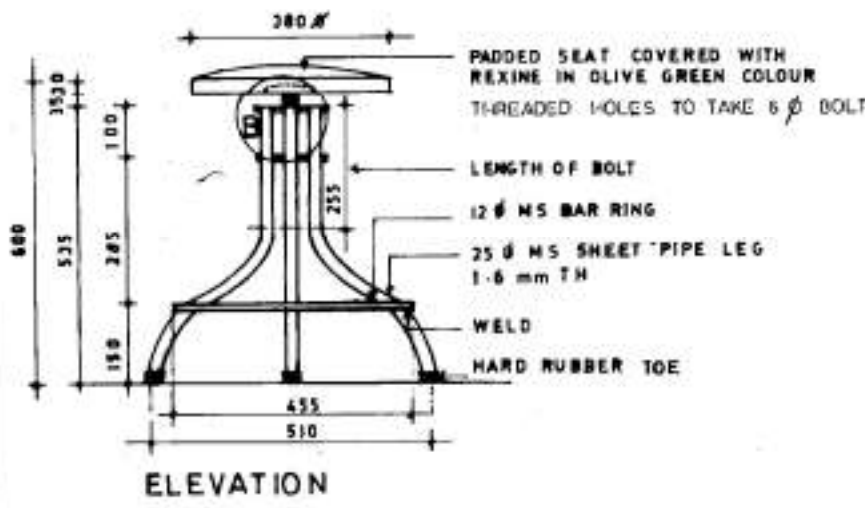
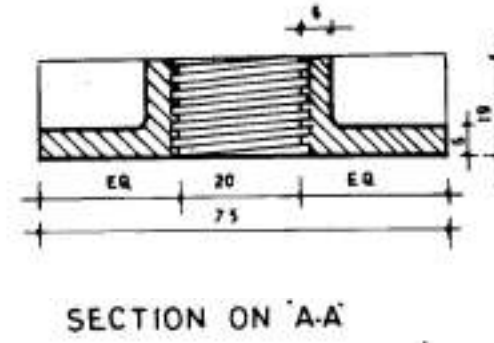
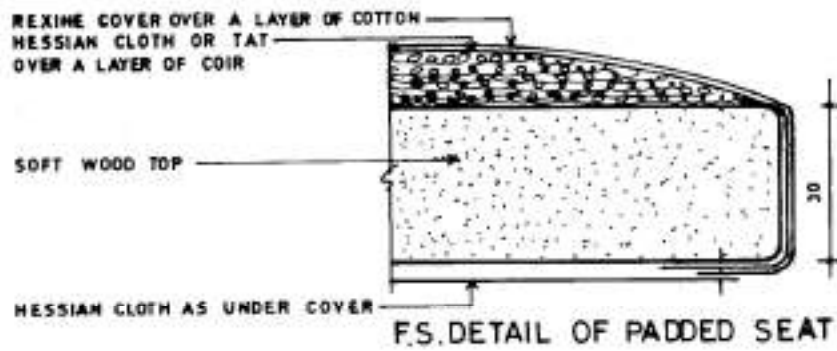
NOTES

1. DIMENSIONS ARE GIVEN IN MILLIMETRES
2. FIGURED DIMENSIONS SHALL BE FOLLOWED
3. CONTRACTOR TO CHECK AND VERIFY ALL DIMENSIONS BEFORE EXECUTION OF THE WORK

DTE OF ARCHITECTURE
E IN C5 BRANCH
ARMY HEADQUARTERS

DATE 29.9.93	LADDER ALUMINIUM	
SCALE AS SHOWN	PLAN ELEVATION & DETAILS	
DRG NO. FD 1029 SHA	 M.R. BARJATYA ASSTT. ARCH.	 M. CHANDRA SENIOR ARCHITECT
 DTE OF ARCHITECTURE E IN C5 BRANCH ARMY HEADQUARTERS NEW DELHI	 A. ASATKHANI DESIGNER NEW DELHI	 P. K. SHARMA CHIEF ARCHITECT FOR ENGR. IN CHIEF

F4/43



SL.No	NOTES
1	CONTRACTOR TO CHECK AND VERIFY ALL ALL DIMENSIONS BEFOR EXECUTION OF THE WORK.
2	FIGURED DIMENSION SHALL BE FOLLOWED.
3	ALL DIMENSIONS GIVEN ARE IN MILLIMETRES
4	ALL JOINTS / WELDING / FIXING SHALL BE DONE IN ACCORDANCE WITH THE STANDARD WORK-MAN-SHIP AND SPECIFICATIONS.
5	ALL WELDED CONSTRUCTION AND STEEL WORK SHALL BE PAINTED INTERNALLY & EXTERNALLY WITH OLIVE GREEN OR SILVER GREY OR AS REQUIRED SHADE OVER A COAT OF PRIMER
6	THIS DRAWING SUPERSEDES DRG No FD 103 (M) SHEET No 1/1.

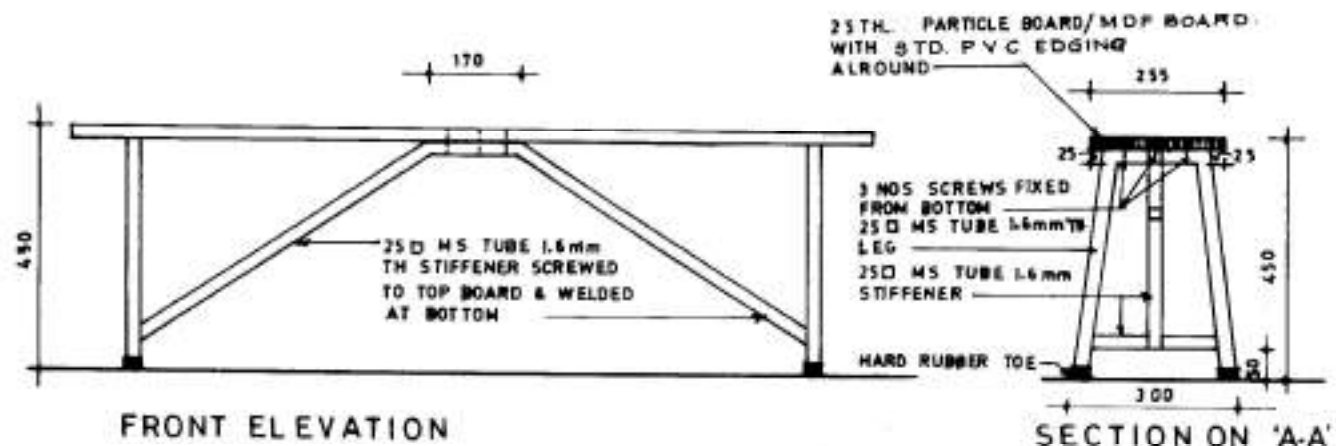
29.9.98	DUE TO TECHNICAL REASONS SPE-CIFICATIONS, DRG NO AND DATE HAVE BEEN CHANGED.	<i>[Signature]</i> CHIEF ARCHITECT
DATE	DESCRIPTION	SIG OF OFFICER

REVISION

वस्तुकलाविदेशालय DTE OF ARCHITECTURE
प्रमुख अतिथि शाखा E-IN-C'S BRANCH
भारत सेना मुख्यालय ARMY HEADQUARTERS

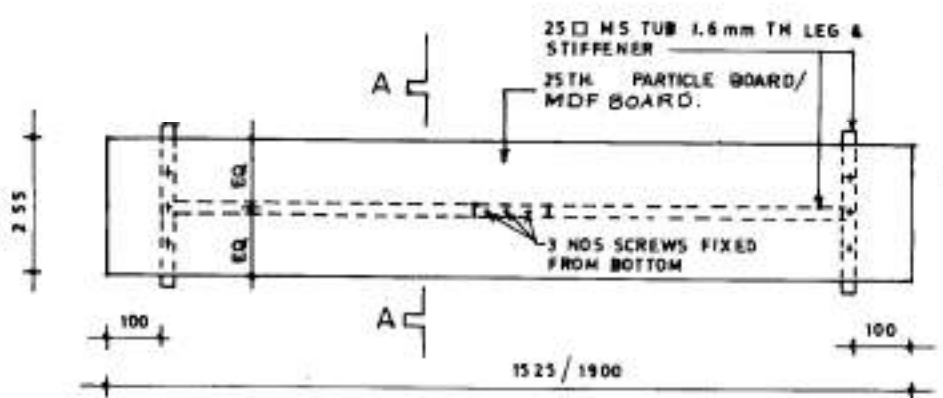
दिनांक DATE 29-9-98 20-7-98	STOOL REVOLVING (ADJUSTABLE)
रूप SCALE AS SHOWN	PLANS, ELEVATION, SECTION AND DETAIL.
ड्रॉइंग DRG No FD-1026 X	<i>[Signature]</i> (D.K. VERMA) प्रमुख अतिथि शाखा A.ARCH
CA	<i>[Signature]</i> (SURENDRA PRASAD) मुख्य अतिथि शाखा CHIEF ARCH FOR EONG
प्रमुख DRH N/SUB JKNAIR RAHIT SINGH	<i>[Signature]</i> (B.R. 60601) मुख्य अतिथि शाखा ARCH
प्रमुख CKD RAHIT SINGH	

45 F-9/26




FRONT ELEVATION

SECTION ON 'A-A'



PLAN



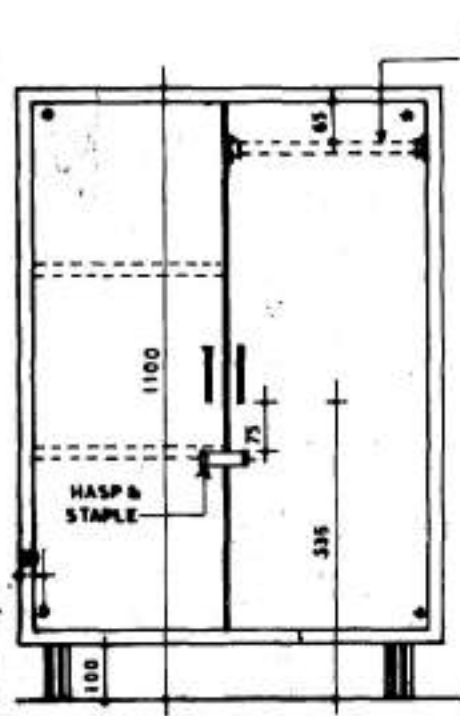
SL.No	NOTES
1	CONTRACTOR TO CHECK AND VERIFY ALL DIMENSIONS BEFORE EXECUTION OF THE WORK.
2	FIGURED DIMENSIONS SHALL BE FOLLOWED.
3	ALL DIMENSIONS GIVEN ARE IN MILLIMETRES.
4	ALL MDP/PARTICLE BOARD SURFACE SHALL BE FRENCH POLISHED EXCEPT LAMINATED PORTION AND WHERE PAINTING IS INDICATED IN DRAWING.
5	ALL JOINTS/WELDING/FIXING SHALL BE DONE IN ACCORDANCE WITH THE STANDARD WORKMANSHIP AND SPECIFICATIONS.
6	ALL WELDED CONSTRUCTION & STEEL WORK SHALL BE PAINTED INTERNALLY & EXTERNALLY WITH OLIVE GREEN OR SILVER GREY OR AS REQUIRED SHADE OVER A COAT OF PRIMER.
7	25mm THICK MDP/PARTICLE BOARD BONDED WITH PHENOL FORMALDEHYDE IS-1007-1985.
	WITH 1.5 mm THICK DECORATIVE LAMINATE IS-2046-1969 FIXED ON ONE SIDE SHALL BE USED AS PER INDIAN STANDARDS OF FORMICA SHADE NO. E-827 OR DECOLAM SHADE NO T-462 OR RAMMICA SHADE NO S-3/295 OR SUN GLOSS SHADE NO 154) OR AS INDICATED IN DRAWING.
8	THIS DRAWING SUPERSEDES DRG. No FD-77(M)(R) SHEET No 1/1.

29.9.88	DUE TO TECHNICAL REASONS SPECIFICATIONS, DRG NO AND DATE HAVE BEEN CHANGED.	<i>[Signature]</i> CHIEF ARCHITECT
DATE	DESCRIPTION	SIG OF OFFICER

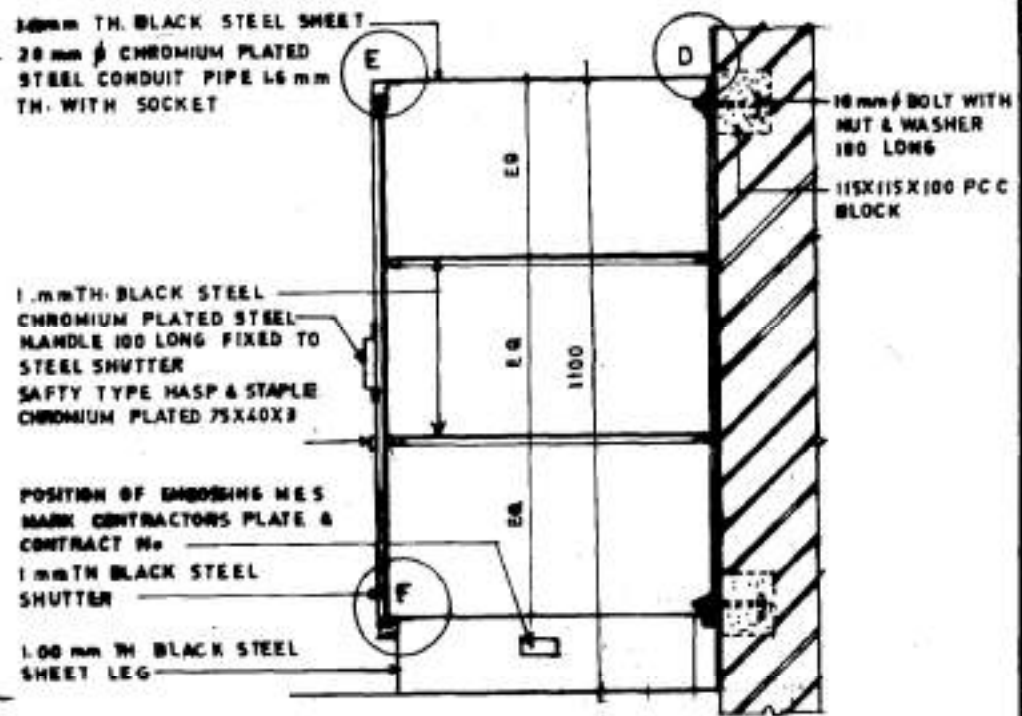
REVISION	
वास्तु कला निदेशालय	DTE OF ARCHITECTURE
प्रमुख अभियन्ता शाखा	E-IN-C's BRANCH
भारत सेना मुख्यालय	ARMY HEAD QUARTERS

दिनांक 20-7-88	DATE	
माप SCALE	AS SHOWN	FORM WITHOUT BACK
ड्रिंग नं. DRG NO	FD-1027	PLAN, ELEVATION & SECTION
CA	<i>[Signature]</i> (D K VERMA) A.A.RCH	<i>[Signature]</i> (K K MITRA) S.R.A.RCH
अभियन्ता RANJIT SINGH	<i>[Signature]</i> (B R GOGOI) ARCH	<i>[Signature]</i> (SURENDRA PALSANI) CHIEF ARCH FOR E-IN-C

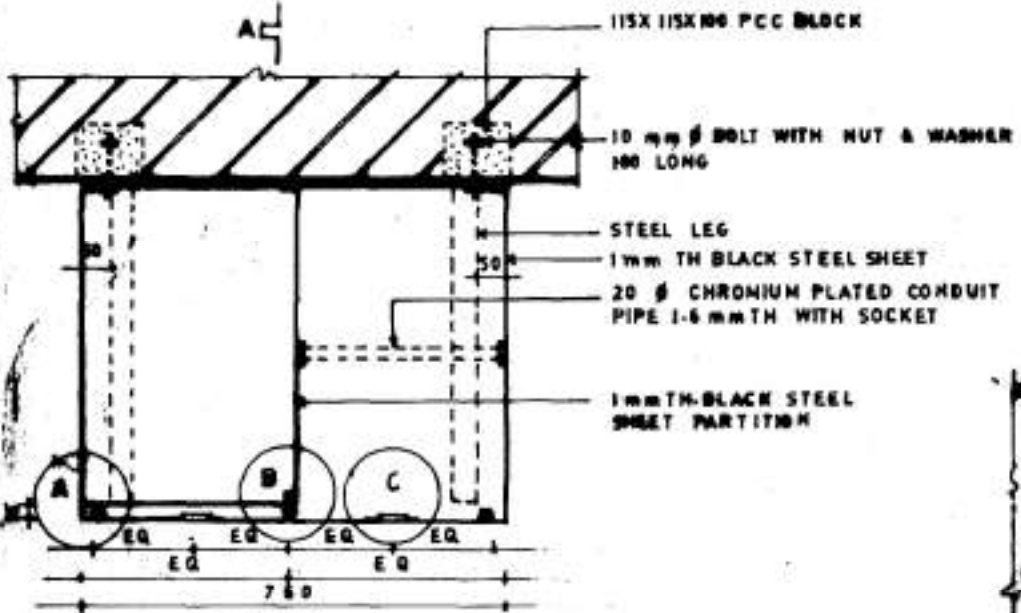
30 B-2/27



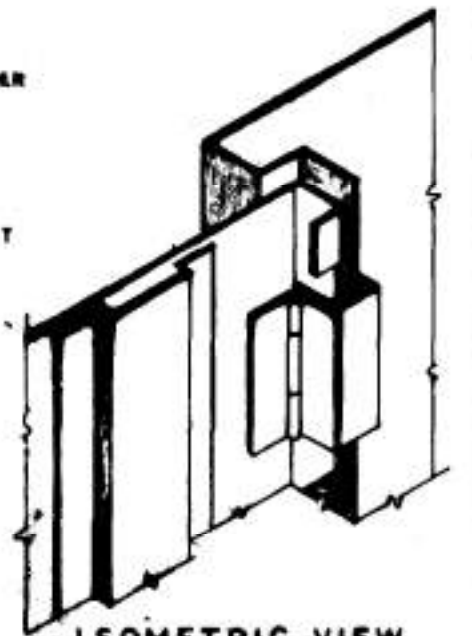

FRONT ELEVATION



SECTION AT 'A-A'



PLAN A-A



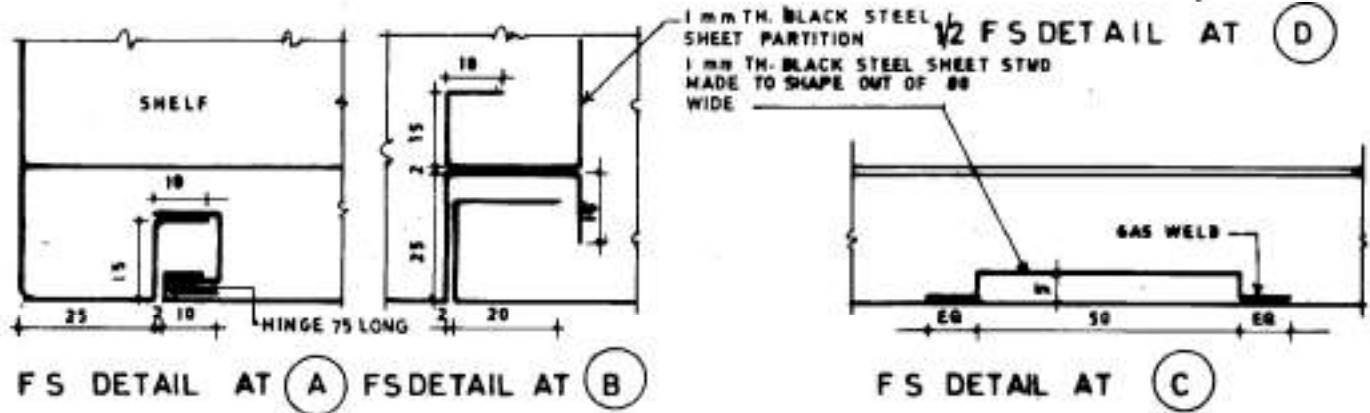
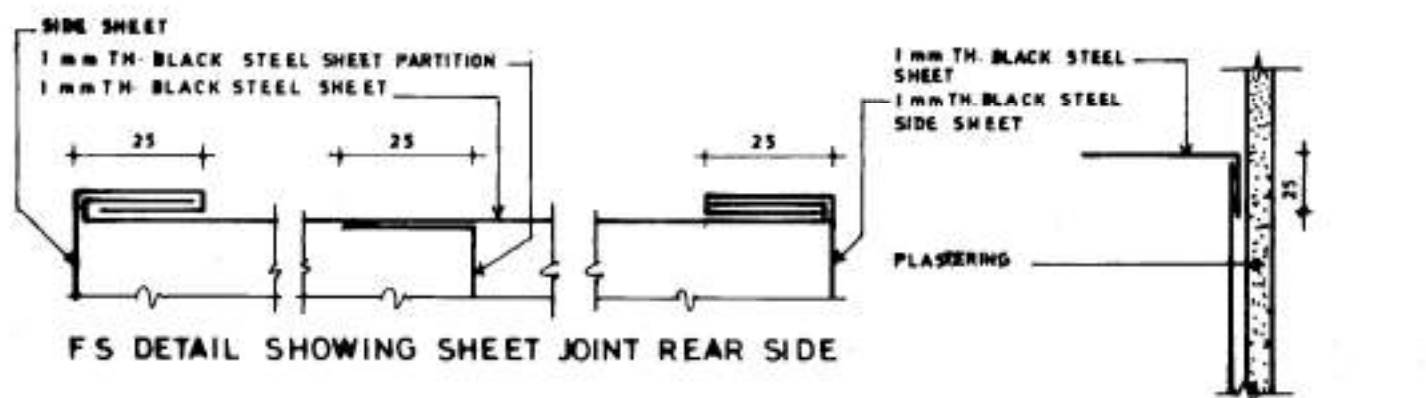
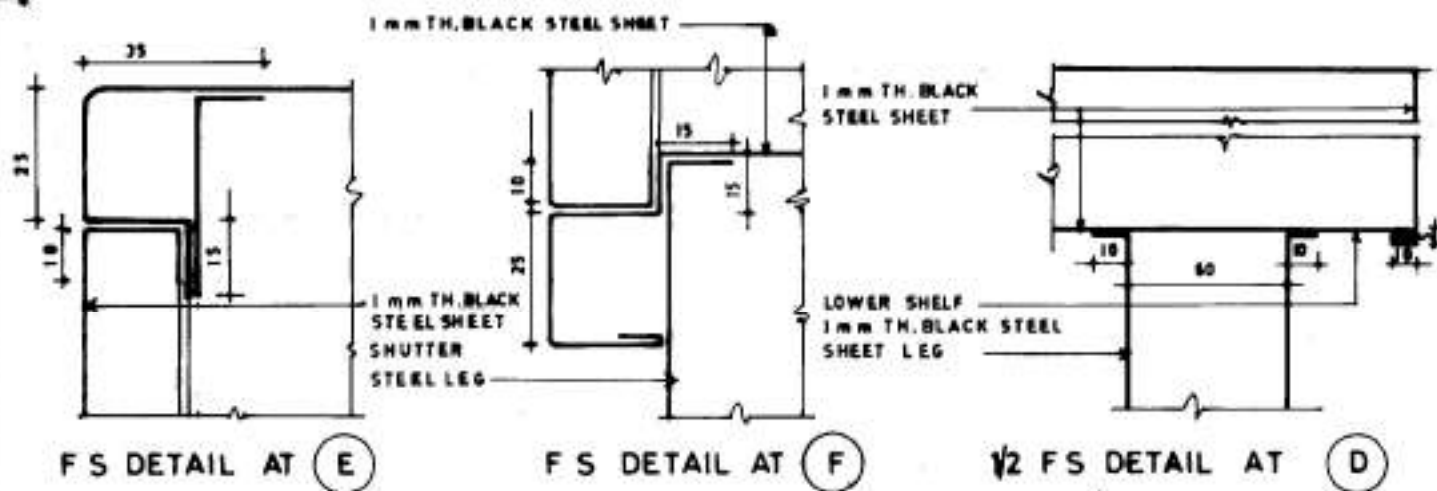
ISOMETRIC VIEW SHOWING FIXING OF HINGE (Not to scale)

Sl No	NOTES
1	CONTRACTOR TO CHECK AND VERIFY ALL DIMENSIONS BEFORE EXECUTION OF THE WORK.
2	FIGURED DIMENSION SHALL BE FOLLOWED.
3	ALL DIMENSIONS GIVEN ARE IN MILLIMETRE.
4	ALL JOINTS / WELDING / FIXING SHALL BE DONE IN ACCORDANCE WITH THE STANDARD WORK MAN SHIP AND SPECIFICATIONS.
5	ALL WELDED CONSTRUCTION & STEEL WORK SHALL BE PAINTED INTERNALLY & EXTERNALLY WITH OLIVE GREEN OR SILVER GREY OR AS REQUIRED SHADE OVER A COAT OF PRIMER.
6	THIS DRAWING SUPERSEDES DRG. No FD-257 SHEET No 1/1.
7	WHERE EVER MM TH IS SHEET MENTIONED SHOULD BE READ 1.00 MM NOMINAL TH IS SHEET.

20-9-23	DUE TO TECHNICAL REASONS SPECIFICATIONS, DR/G NO. & DATE HAVE BEEN CHANGED	<i>[Signature]</i> CHIEF ARCHITECT
DATE	DESCRIPTION	SIG. OF OFFICER

REVISION		
कम्प्यूटर विभाग DTE OF ARCHITECTURE		
प्रमुख अभियन्ता शाखा E-IN-C'S BRANCH		
भारतीय सेना मुख्यालय ARMY HEAD QUARTERS		

दिनांक DATE 23-9-73	LOCKER STEEL (BUILT-IN)	
कागज SCALE AS SHOWN	PLAN ELEVATION SECTION & ISOMETRIC VIEW	
ड्रॉइंग DRG No. FD-1079 1/2	<i>[Signature]</i> (DR VERMA) A.A.RCH	<i>[Signature]</i> K. MITRA SR.ARCH
<i>[Signature]</i> RANJIT SINGH	<i>[Signature]</i> (B R GOGOI) ARCH	<i>[Signature]</i> (SURENDRA PRASAD) CHIEF ARCH FOR



SLN.	NOTES
1	FOR NOTES REF DRG No. FD-1029 SHT No. 1/2

20-9-88	DUE TO TECHNICAL REASONS SPECIFICATIONS, DRAWING NO. & DATE HAVE BEEN CHANGED	<i>[Signature]</i> CHIEF ARCHITECT
DATE	DESCRIPTION	SUB OFFICER
REVISION		

कल्पित विद्यालय DTE OF ARCHITECTURE
 प्रमुख-वीरपन्थ कक्षा E-IN-C'S BRANCH
 थल सेना मुख्यालय ARMY HEADQUARTERS

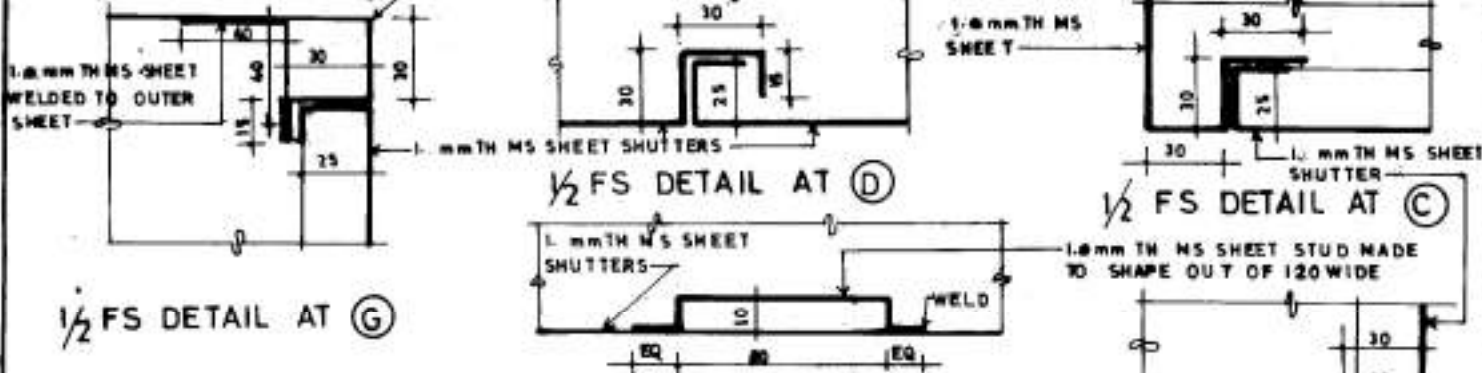
निर्माण DATE 20-9-88	LOCKER STEEL (BUILT IN)
रूप SCALE AS SHOWN	

ड्रिंग DRG No
FD-1029 2/2

CA	<i>[Signature]</i> (DK VERMA) A. ARCH	<i>[Signature]</i> KK MITRA SR ARCH
-----------	---	---

परामर्श DRN N/SUB JK NAIR RANJIT SINGH	<i>[Signature]</i> (BR GOGI) ARCH	<i>[Signature]</i> CHIEF ARCH FOR B...
--	---	---

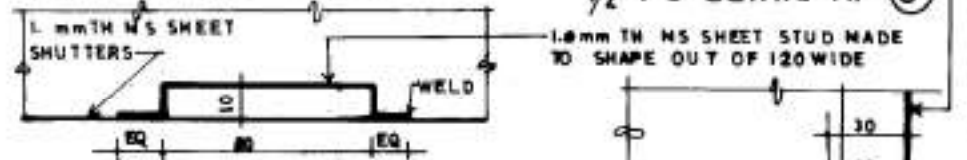
F-9/30



1/2 FS DETAIL AT G

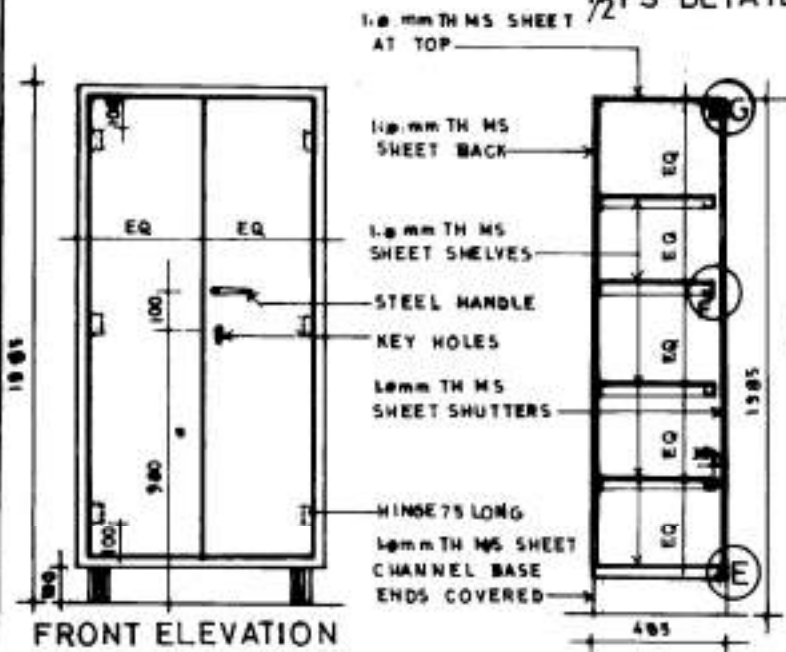
1/2 FS DETAIL AT D

1/2 FS DETAIL AT C

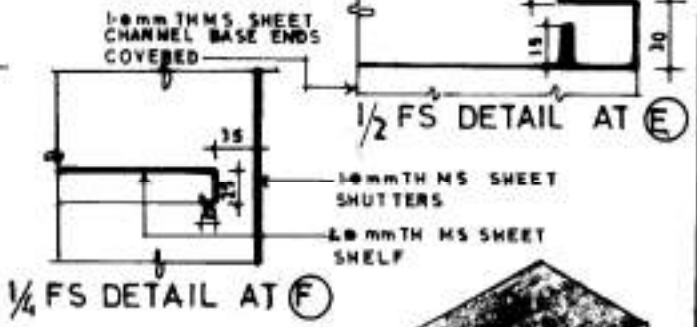


1/2 FS DETAIL AT H


1/2 FS DETAIL AT E



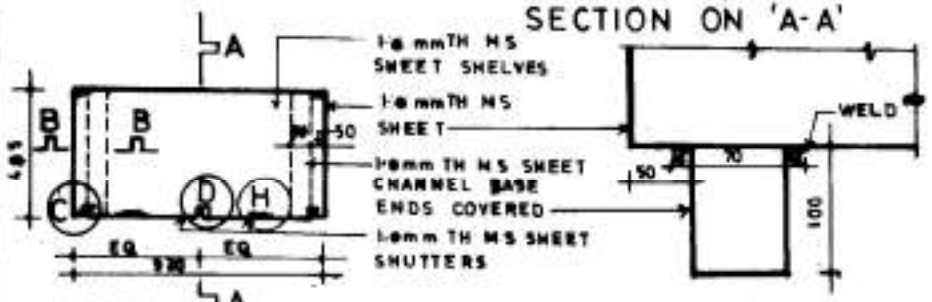
FRONT ELEVATION



1/4 FS DETAIL AT F



ISOMETRIC VIEW



SECTION ON 'A-A'

1/4 FS DETAIL AT 'B-B'



PLAN

SCALE 0 200 400 600 800 1000 2000

NOTES	
1	CONTRACTOR TO CHECK AND VERIFY ALL DIMENSIONS BEFORE EXECUTION OF THE WORK. FIGURED DIMENSIONS SHALL BE FOLLOWED.
2	ALL DIMENSIONS GIVEN ARE IN MILLIMETRES
3	ALL JOINTS/WELDING/FIXING SHALL BE DONE IN ACCORDANCE WITH THE STANDARD WORKMANSHIP AND SPECIFICATIONS.
4	ALL WELDED CONSTRUCTION AND STEEL WORK SHALL BE PAINTED INTERNALLY & EXTERNALLY WITH OLIVE GREEN OR SILVER GREY OR AS REQUIRED SHADE OVER A COAT OF PRIMER
5	SHUTTERS SHALL BE PROVIDED WITH A CHROMIUM PLATED HANDLE AND THREE WAY LOCKING DEVICE.
6	THIS DRAWING SUPERSEDES DRG No FD-67(M) SHEET No 1
7	WHERE EVER 1.00MM TH MS SHEET MENTIONED SHOULD BE READ 1.00MM NOMINAL TH MS SHEET.

26-9-95	DUE TO TECHNICAL REASON SPECIFICATIONS, DRG NO. DATE CHANGED	<i>[Signature]</i> CHIEF ARCH.
---------	--	-----------------------------------

DATE	DESCRIPTION	SIG OF OFFICER
------	-------------	----------------

REVISION

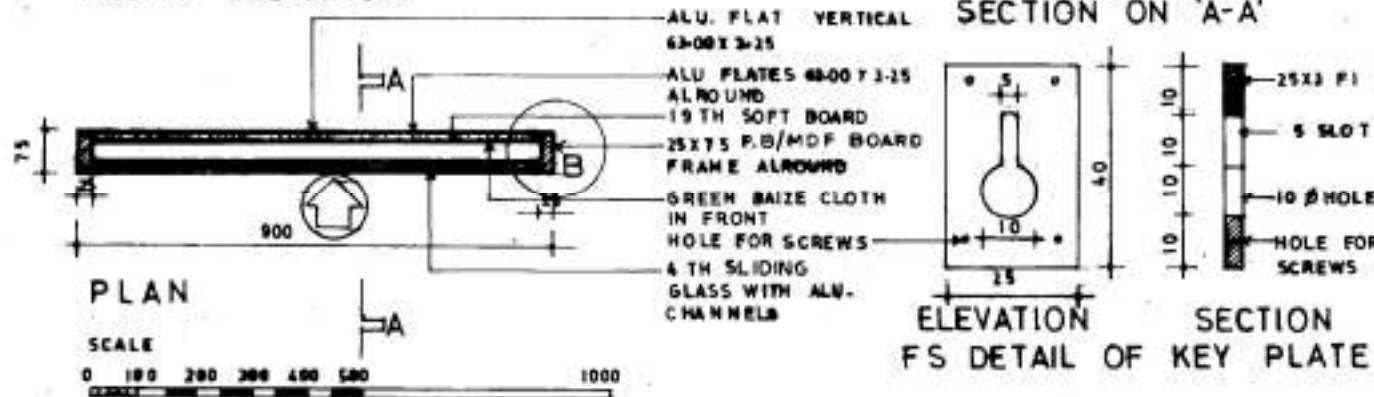
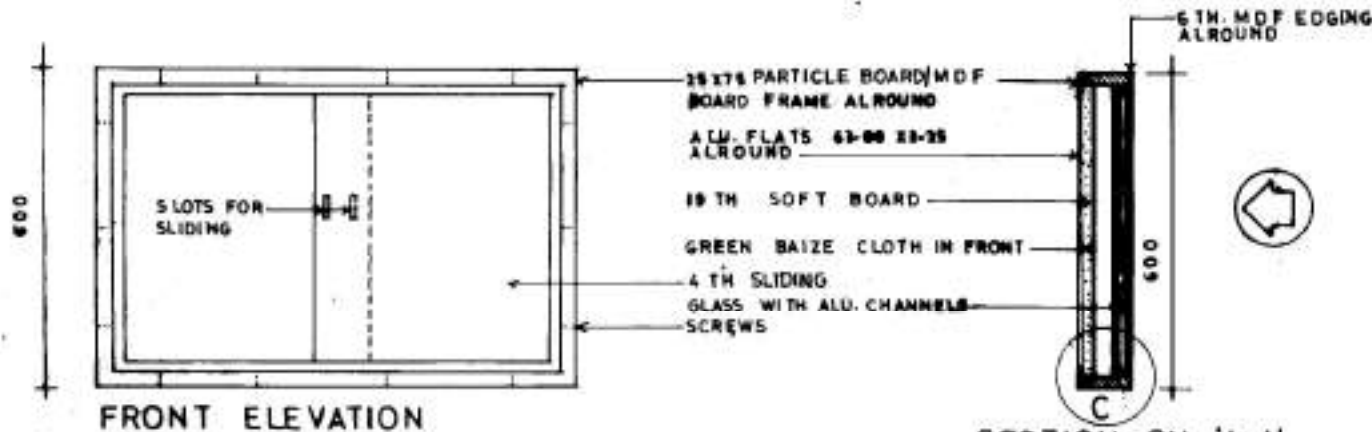
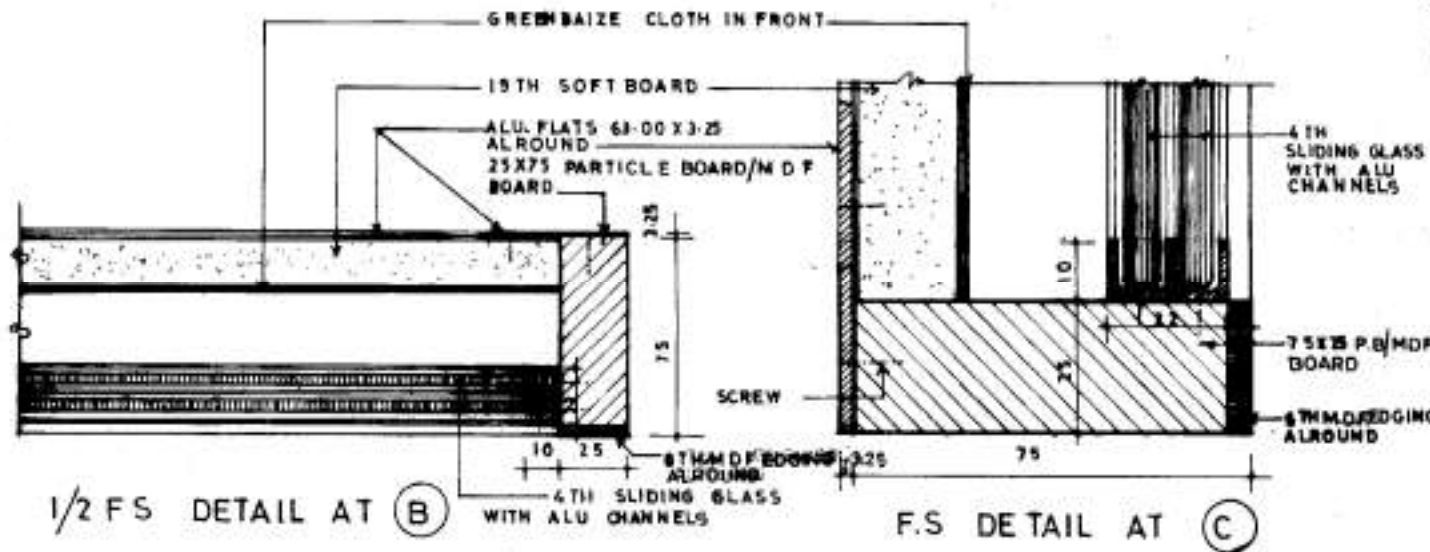
वासुक्ला निदेशालय DTE OF ARCHITECTURE
 प्रमुख अभिकता गवा E-IN-C's BRANCH
 एवं सेना मुख्यालय ARMY HEADQUARTERS

दिनांक DATE 30-7-88 29-9-95	ALMIRAH LARGE STEEL
माप SCALE AS SHOWN	

ड्रॉगिंग DRG No. FD-1081 1/1
 PLAN, ELEVATION, SECT. AND DETAILS ETC

CA	<i>[Signature]</i> (DK VERMA) CHIEF ARCH	<i>[Signature]</i> (K MITRA) CHIEF ARCH
निर्वाहक DDM MR/SUB JAGAT	<i>[Signature]</i> (BR GOGOI) CHIEF ARCH	<i>[Signature]</i> (SURENDRA) CHIEF ARCH
प्रोवाइडर C/D RANJIT SINGH A.A.		

F-9/32



SN	NOTES
1	CONTRACTOR TO CHECK AND VERIFY ALL DIMENSIONS BEFORE EXECUTION OF THE WORK.
2	FIGURED DIMENSIONS SHALL BE FOLLOWED.
3	ALL DIMENSIONS GIVEN ARE IN MILLIMETRES
4	ALL MDF AND PARTICLE BOARD SURFACE SHALL BE FRENCH POLISHED EXCEPT LAMINATED PORTION AND WHERE PAINTED IS INDICATED IN DRAWING
5	ALL JOINTS/WELDING/FIXING SHALL BE DONE IN ACCORDANCE WITH THE STANDARD WORKMANSHIP AND SPECIFICATIONS
6	THIS DRG. SUPERSEDES DRG NO. FD 117(M)

29-9-93	DUE TO TECHNICAL REASONS SPECIFICATIONS, DRG NO. & DATE HAVE BEEN CHANGED	<i>[Signature]</i> CHIEF ARCHITECT.
DATE	DESCRIPTION	SIG OF OFFICE

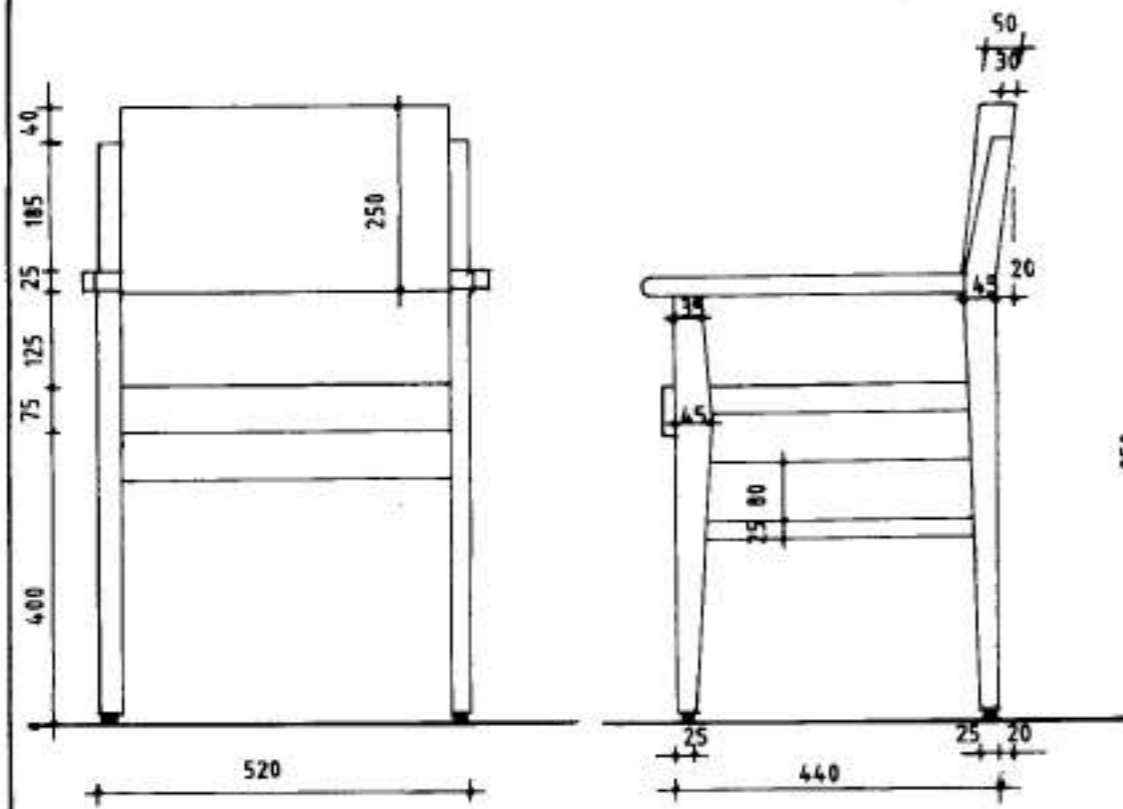
REVISION

कार्यकुशा निदेशावय DTE OF ARCHITECTURE
उजुल अभियान शाखा E-IN-C's BRANCH
दल सेना मुख्यालय ARMY HEADQUARTERS

दिनांक 29-9-13
DATE 29-9-13
माप BOARD NOTICE
(900 X 600)

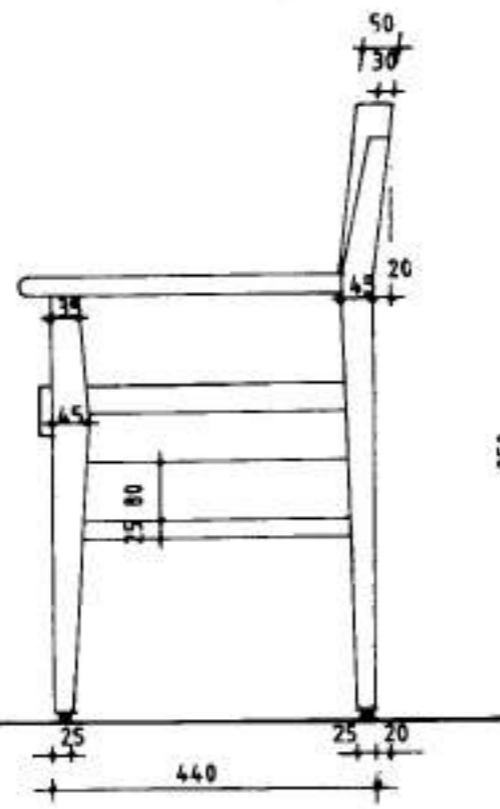
SCALE AS SHOWN
DRG No. कार्य कुशा के
FD-1063 SHT H
PLAN, ELEVATION, SECTION AND DETAILS

CA	<i>[Signature]</i> (DR VERMA) ARCHITECT	<i>[Signature]</i> (KK MITRA) ARCHITECT
पिपलित रानजित DRN: 1/5 JAGAT जगत रानजित मुख्य अभियंता	<i>[Signature]</i> (BR 60601) मुख्य अभियंता मुख्यालय	<i>[Signature]</i> (SURENDRA PATEL) मुख्य अभियंता मुख्यालय



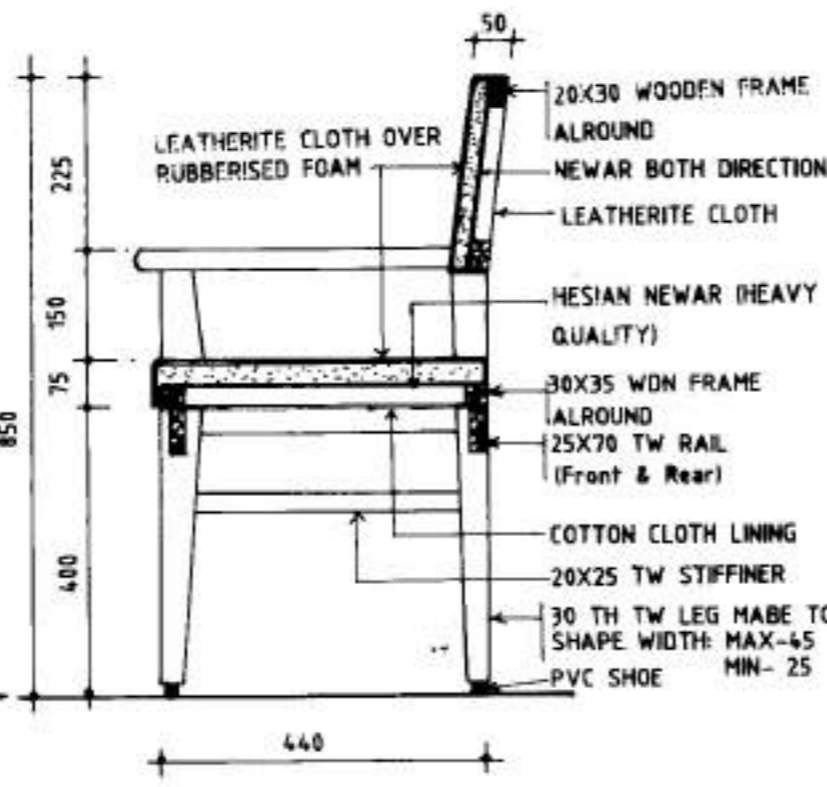
FRONT ELEVATION

SCALE:- 1:10



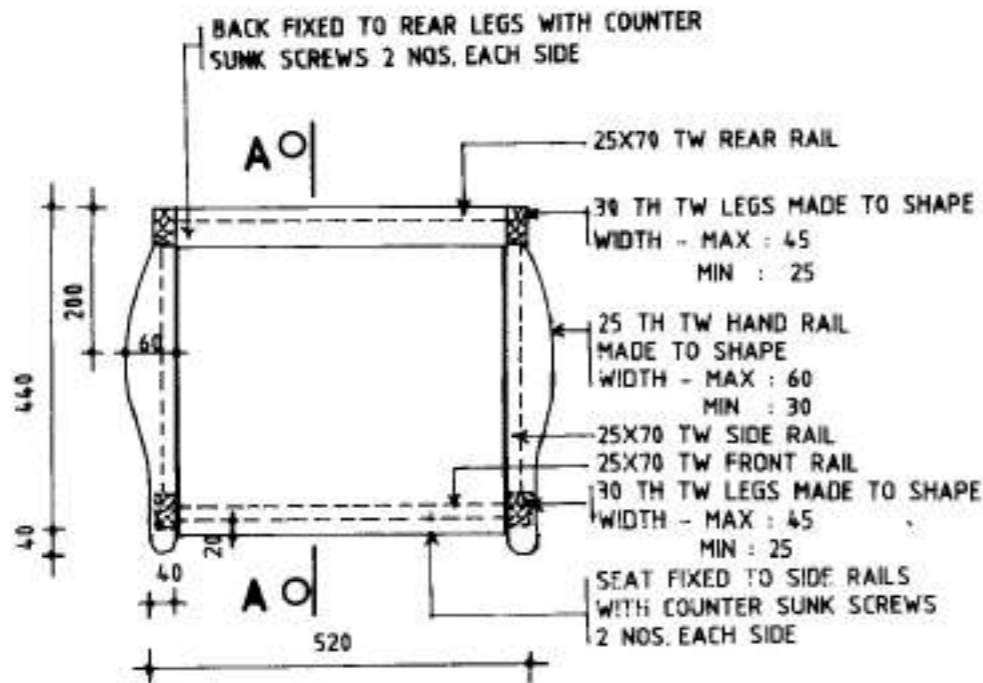
SIDE ELEVATION

SCALE:- 1:10



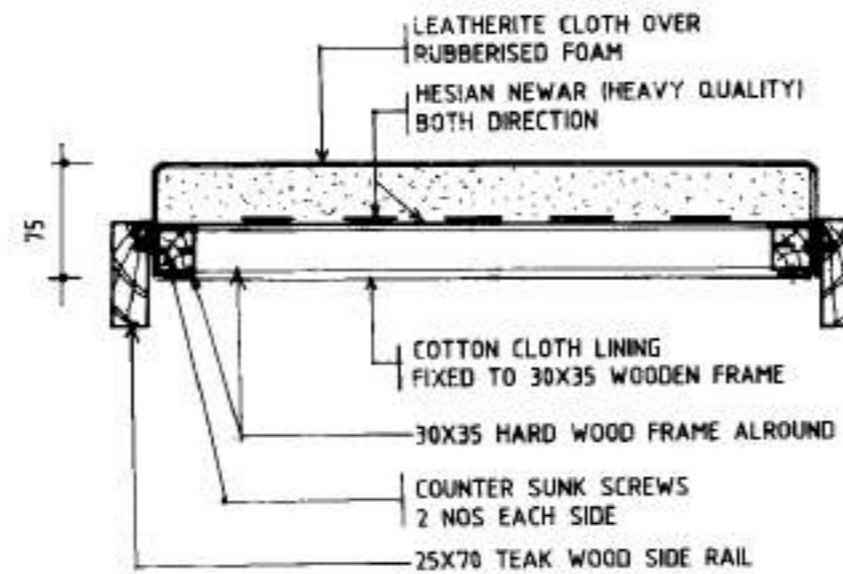
SECTION AT 'A-A'

SCALE:- 1:10



PLAN

SCALE:- 1:10



DETAIL OF SEAT

SCALE:- 1:10

NOTES

REFER INDEX SHEET FOR NOTES. (DRG NO. FD - 1100 SHT. NO. - 1/1)

**DTE OF ARCHITECTURE
E-IN-C/3 BRANCH
ARMY HEAD QUARTERS**

DATE:- 28-8-95

CHAIR WRITING

SCALE:- AS SHOWN

DRG NO :- 1107
SHT NO :- 1/1

**PLAN, ELEVATION, SECTION AND
DETAILS**

K.K. Dhawan
K.K. DHAWAN
TECHNICAL OFFICER

M. K. Bhasin
(M. K. BHASIN)
SENIOR ARCHITECT

DRN :

SCRIBER :

CKD :

Anuradha Bhasin
ANURADHA BHASIN
ARCHITECT

V.K. Razdan
V K RAZDAN
CHIEF ARCHITECT
FOR E-IN-C

NOMENCLATURE**TABLE BEDSIDE TYPE- II****DIMENSIONS**

400 mm length X 400 mm width X 510 mm height

RAW MATERIAL
bent

Tubular and Machine pressed Mild steel of CRCA quality, with press angles and channels of 18 SWG

MAIN FRAME
louvers and

Machine pressed mild steel sheet box with door having ventilation self locking latch mounted on square legs.

Top:-

Stainless steel top with raised edges of 2 cm on 3 sides

LEGS

Tubular steel with rubber feet

FINISH :

Retreated (7 stages) with Epoxy powder coated oven backed

COLOUR

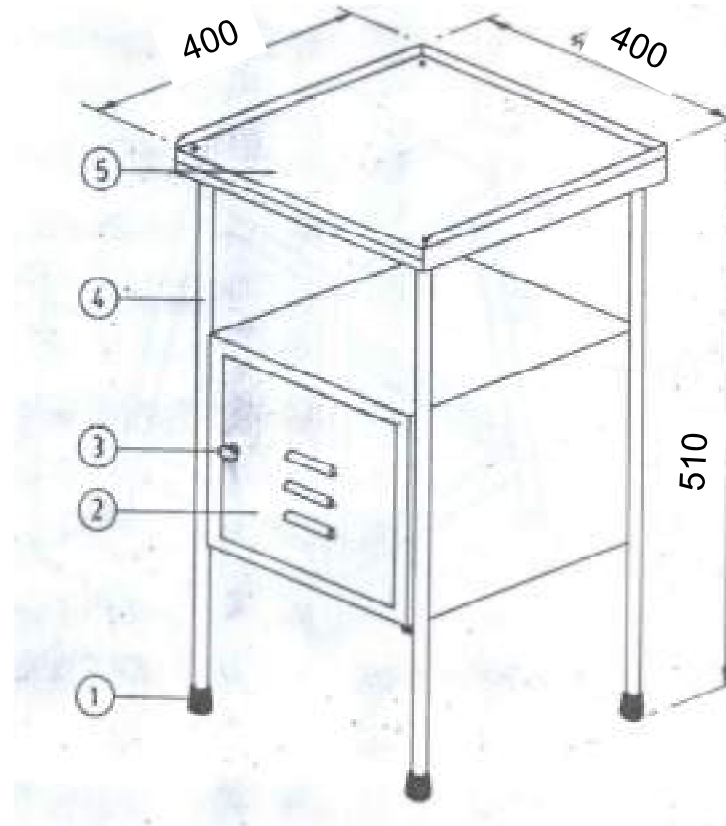
Ivory white/white/Warm Grey

ATTACHMENTS

Wire basket attached on one side

SHADES

Warm grey/ivory white/white



5	SUPERIMPOSED TOP	S.S	01
4	FRAME TUB. WITH CABINET	M.S	01
3	KNOB WITH BLANK	BRA-SS	01
2	DOOR	M.S	01
1	SHOES 1" ROD	RUB-BER	04
S NO	OBJECT AND SIZE	MTRL	QTY

HOSPITAL FURNITURE		
TABLE BED SIDE TYPE-II		
DATE:-	E-IN-C's BR ARMY HQ	SHT NO 2 / 2
SubMaj A Francis DRAWN BY		
Smt Surjit Kaur,CD CHECKED BY	DRG. NO. HFD/ 2006	
Sh.Kuldeep Singh SR ARCH	Smt Meenakshi parthasarathi Chief Architect For E-IN-C	

RAW MATERIAL

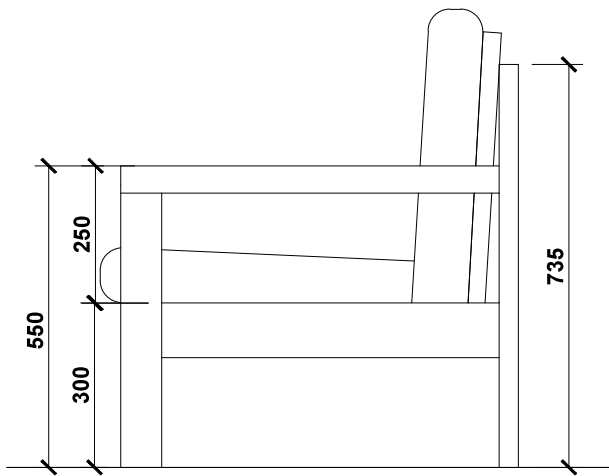
1. THICK POLYMER PLASTIC
CELLO, BRITE OR EQUIVALENT

2. PLASTIC CONTAINER WITH LID &
HANDLES IN BRIGHT COLOURS
i.e. RED, GREEN, BLUE ETC.

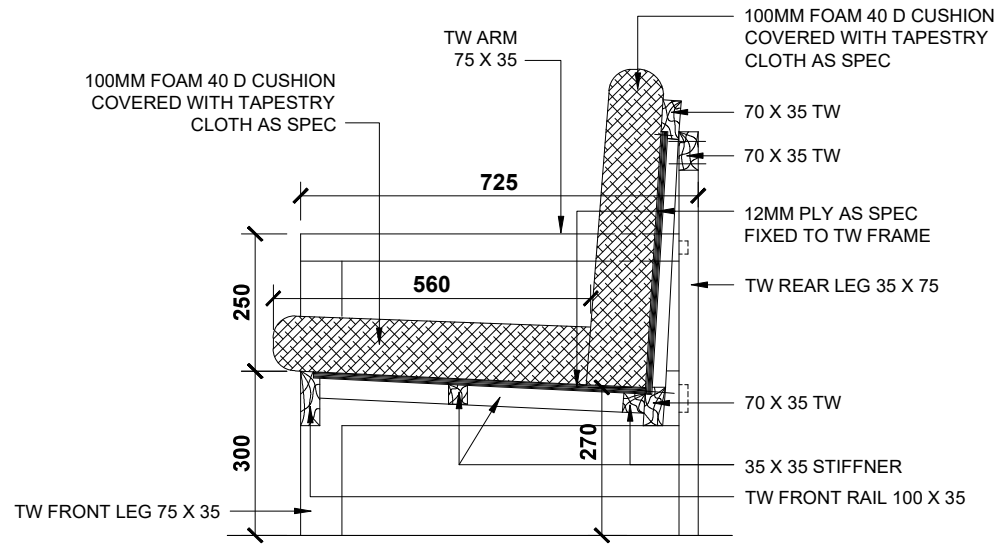


Capacity - (30 Litres)

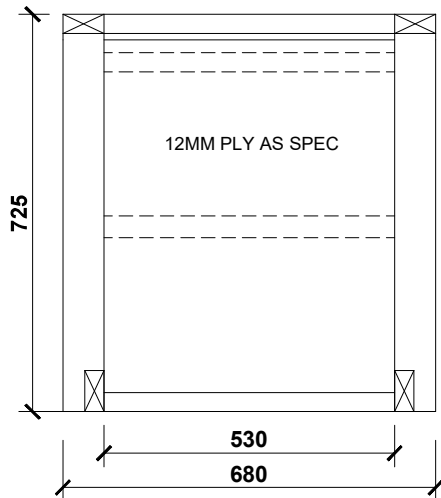
DTE OF ARCHITECTURE E-4N-C'S BRANCH INTEGRATED HQ OF MOD (ARMY)		
DATE : 16.10.2008	RECEPTACLE	SHEET
DRWN : S.M.A.PRIYAK		(No.)
SCALE		1/1
DRG No: RPSWMP-13		
PLAN, ELE. DETAILS		
APP. DRWING		
DRG. DESIGNED		
DRG. CHECKED		
DRG. APPROVED		



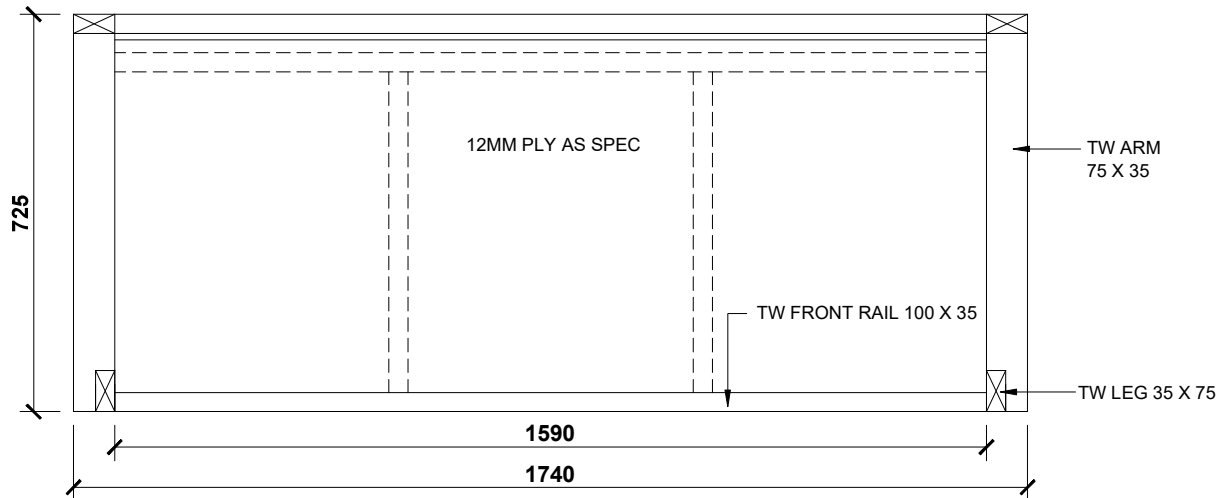
SIDE ELEVATION



TYPICAL SECTION



**PLAN OF ONE SEAT (SMALL)
WITHOUT CUSHIONS**

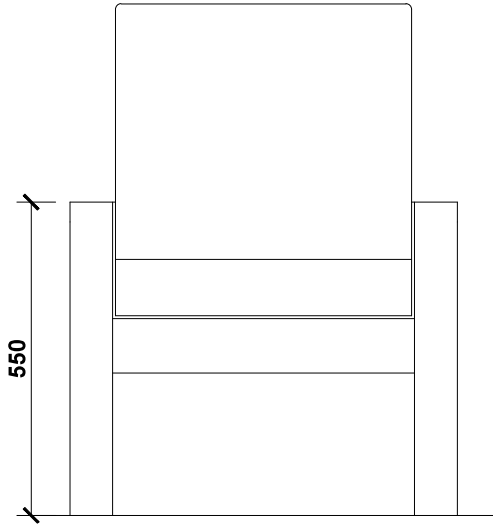


**PLAN OF THREE SEATS (LARGE)
WITHOUT CUSHIONS**

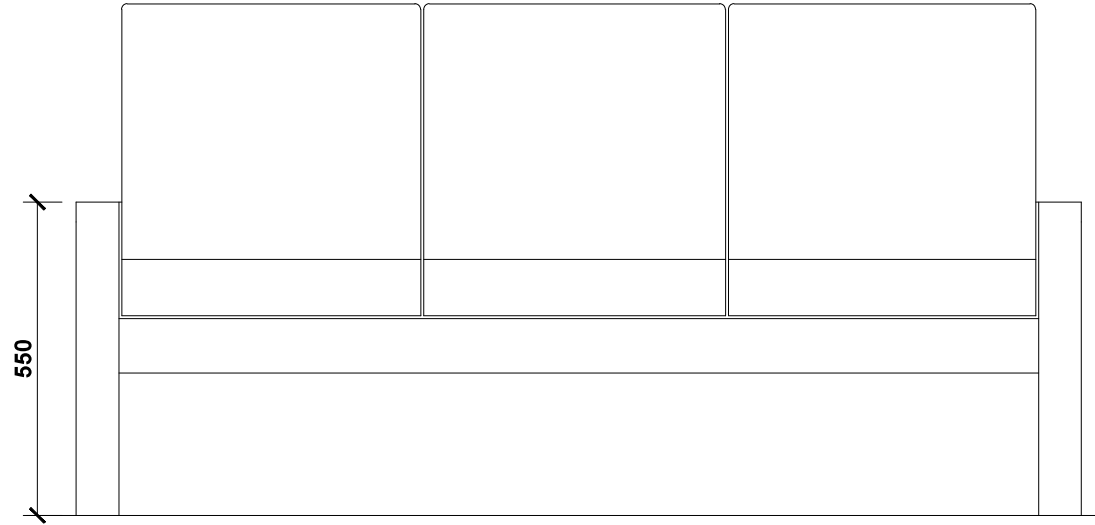
NOTES

1 FOR NOTES REFER SHEET NO 1/2.

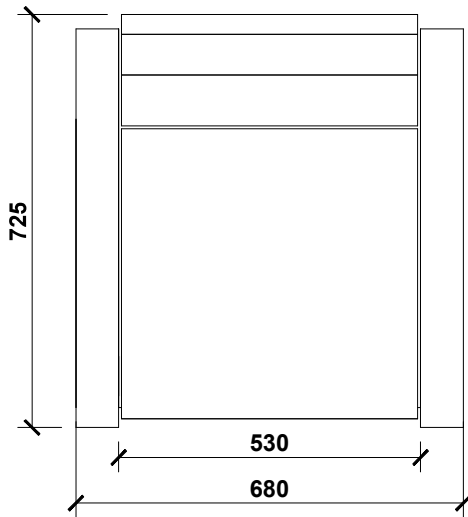
SNO	DATE	DESCRIPTION	INITIAL
REVISION			
2011 SERIES			
DTE OF ARCHITECTURE E-IN-C'S BRANCH INTEGRATED HQ OF MOD (ARMY)			CA
DATE - 08-07-2011	SOFA SET 3/1 SEATER		
SCALE - NTS			
DRN - BRIJESH KUMAR			
DRG NO. - FD/MAP-II/02	PLAN, ELEVATION, SECTION & DETAILS		
 (T J CHAWLA) JT DIR (ARCH)	 (JAGDEV THAKUR) DIR (ARCH)	 (MALA MOHAN) JT DG (ARCH)	



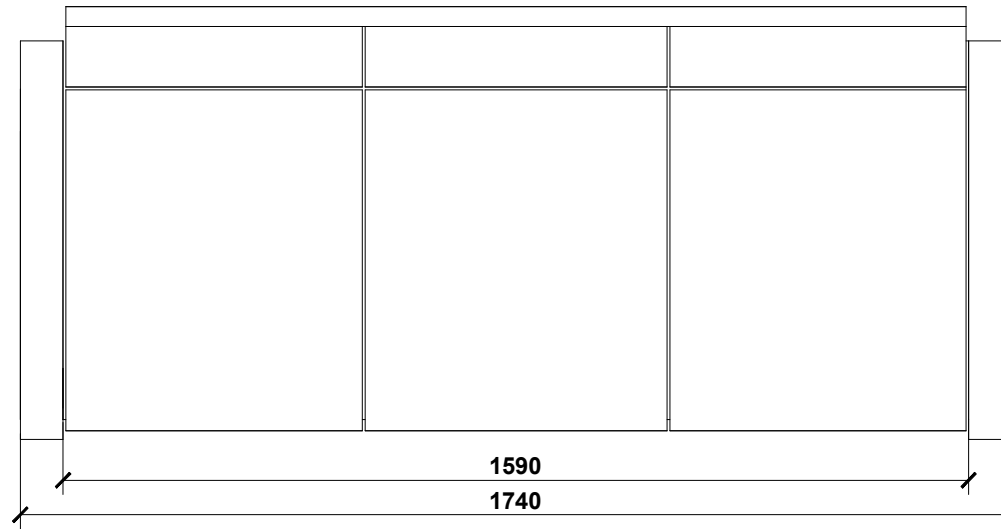
FRONT ELEVATION



FRONT ELEVATION



**PLAN ONE SEAT (SMALL)
WITH REMOVABLE CUSHIONS**



**PLAN THREE SEATS (LARGE)
WITH REMOVABLE CUSHIONS**

NOTES

- 1 ALL DIMENSIONS GIVEN ARE IN MILLIMETERS.
- 2 CONTRACTOR TO CHECK & VERIFY ALL DIMENSIONS BEFORE EXECUTION OF WORK.
- 3 FIGURED DIMENSIONS SHALL BE FOLLOWED.
- 4 ALL DIMENSIONS GIVEN FOR WOOD WORK ARE FINISHED SIZES.
- 5 ALL WOOD WORK AND VENEERED SURFACES SHALL BE FRENCH POLISH AS SPECIFIED EXCEPT WHERE PAINTING IS INDICATED ON DRAWINGS.
- 6 TIMBER SHALL BE SEASONED TEAKWOOD GDE-I UNLESS OTHERWISE SPECIFIED.
- 7 ALL JOINTS & FIXING SHALL BE DONE BY COMPUTER NUMERICAL CONTROL (CNC) IN ACCORDANCE WITH THE STANDARD WORKMANSHIP / SPECIFICATION.
- 8 CUSHIONS SHALL BE COVERED WITH TAPESTRY CLOTH. COLOR/QUALITY SHALL BE DECIDED BY THE ACCEPTING AUTHORITY.
- 9 THIS DRG SUPERSEDES DRG NO. FD-373 SHEET NO.1/2 & 2/2.

SNO	DATE	DESCRIPTION	INITIAL
-----	------	-------------	---------

REVISION

2011 SERIES

**DTE OF ARCHITECTURE
E-IN-C'S BRANCH
INTEGRATED HQ OF MOD (ARMY)**



DATE - 08-07-2011

SCALE - NTS

DRN - BRIJESH KUMAR

DRG NO. - FD/MAP-II/02

**SOFA SET
3/1 SEATER**

PLAN & ELEVATION

SHEET No

1/2

T J Chawla

(T J CHAWLA)
JT DIR (ARCH)

Jagdev Thakur

(JAGDEV THAKUR)
DIR (ARCH)

Mala Mohan

(MALA MOHAN)
JT DG (ARCH)

NOMENCLATURE

**RACK ADJUSTABLE (3 TIER/ 4 TIER/ 5 TIER/ 6 TIER/ 7 TIER)
CLOSED ON 3 SIDES/ OR OPEN**

DIMENSIONS

3 Tier- 760 x 910 x 380 5 Tier- 1830 x 910 x 380
6 Tier- 2130 x 910 x 380 7 Tier- 2440 x 910 x 460
Machine pressed Mild steel of CRCA quality 18 SWG


RAW MATERIAL

FINISH

Epoxy coated, Oven baked

COLOUR:-

Desert beige/ Sky blue/Smoke grey



ISOMETRIC VIEW

HOSPITAL FURNITURE		
RACK ADJUSTABLE		
DATE:-	E-IN-C's BR ARMY HQ	SHT NO 1 / 1
SubMaj A Francis DRAWN BY		
Smt Surjit Kaur,CD CHECKED BY	DRG. NO. HFD/ 2032	
Sh.Kuldeep Singh SR ARCH	Smt Meenakshi parthasarathi Chief Architect For E-IN-C	

NOMENCLATURE

TEAPOY

DIMENSIONS


600 length x 600 width x 420 height

RAW MATERIAL

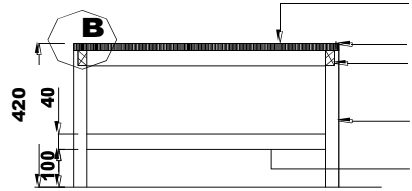
Teak wood Teak ply (12 mm thick)

MAIN FRAME

Frame:- 50 x 25 mm Teak wood
Top :-12 mm thick Teak ply and bottom 12" wide shelf of 19 mm thick teak block
Legs: 2 " x 1.5" teak wood
FINISH Fine teak polished



SIDE ELEVATION

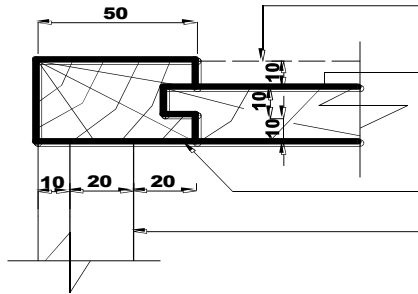


SECTION A-A

19 mm th particle board
4th TW edging around
Top rail 20 x 40
Leg 30 x 50
Bottom rail 20 x 40

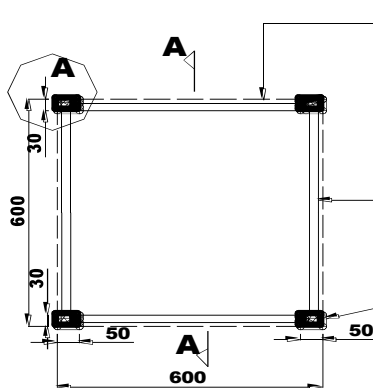


FRONT ELEVATION



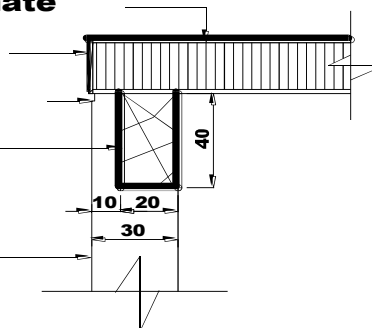
DETAIL AT A

Table top
Top rail 20 x 40
Leg 30 x 50
Bottom rail 20 x 40



PLAN

19mm th particle board bonded with 1.5mm th decorative laminate
4th TW edging around
5x5 groove in leg at top
Top rail 20x40
Bottom rail 20x40
Leg 30x50



DETAIL AT B

HOSPITAL FURNITURE		
TEAPOY		
DATE:-	E-IN-C's BR ARMY HQ	SHT NO 1 / 1
SubMaj A Francis DRAWN BY		
Smt Surjit Kaur,CD CHECKED BY	DRG. NO. HFD/ 2034	
Sh.Kuldeep Singh SR ARCH	Smt Meenakshi parthasarathi Chief Architect	

NOMENCLATURE : CHAIR CB

SEAT/BACK :- The seat and back are made up of 12 cm thick hot pressed plywood upholstered with fabric and moulded polyurethane foam with PVC lipping all around. The back foam is designed with contoured lumber support for extra comfort. The seat and back under go a back pull test (45 kg load on seat and back pulled forward and backward with a load of 34 kg for 120000 cycles) and impact test (57 kg load dropped for 100000 cycles) as per BIFMA standards.

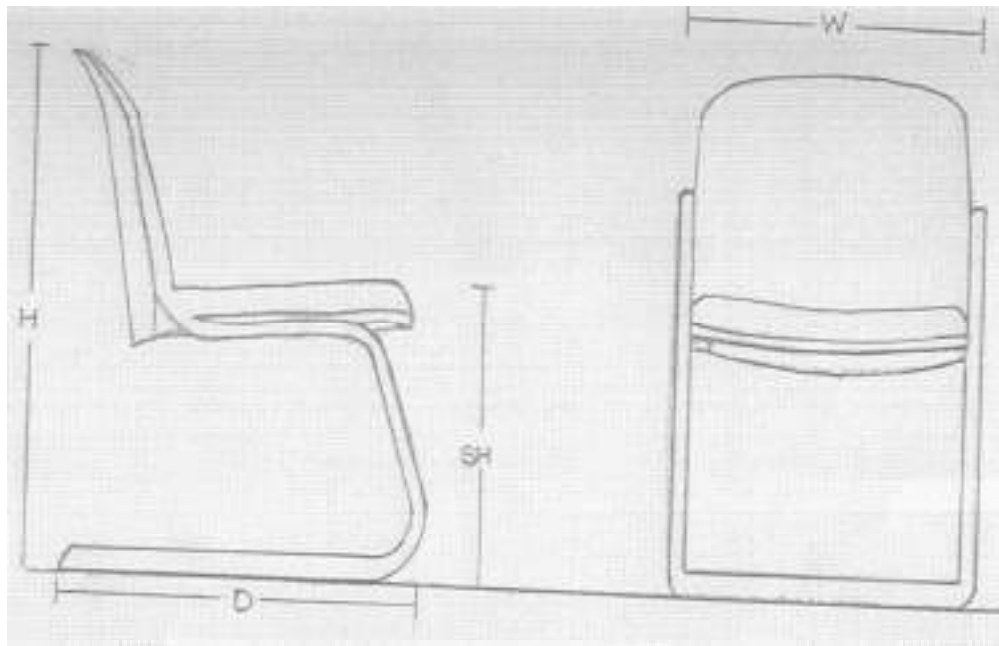
POLYURETHANE FOAM :- The polyurethane foam is 5.0 cm and moulded with density = 50 – 55 kg / m³ and with density = 50 – 55 kg / m³ and hard ness = 20 + 2 kg on Hamden machine at 25 % compression.

FABRIC:- Contains the following materials in various colours.
(a) Acrylic (b) Polyester (c) Polypropylene

TUBULAR FRAME :- The tubular frame is cantilever type and made of dia 2.5 cm x 14 B.G.M.S.E R. W tube as per is :1161 and powder coated.

POWDER COATING :- All steel component are Epoxy Polyester powder coated with the following specifications:-
Dry film thickness more than 45 microns.
Salt spray test to withstand more than 1000 hours
Adhesion as per DIN 53152 standards
Pencil scratch hardness more than 2 H

HOSPITAL FURNITURE		
CHAIR CB		
DATE:-	E-IN-C's BR ARMY HQ	SHT NO 1 / 3
SubMaj A Francis DRAWN BY		
Smt Surjit Kaur,CD CHECKED BY	DRG. NO. HFD/2040	
Sh.Kuldeep Singh SR ARCH	Smt Meenakshi parthasarathi Chief Architect For E-IN-C	



All Dimensions in cms

Depth (D) – 62.5
 Width (W)- 53.0
 Height (H)- 81.5
 Seat Height (SH)- 45.0

SIDE ELEVATION

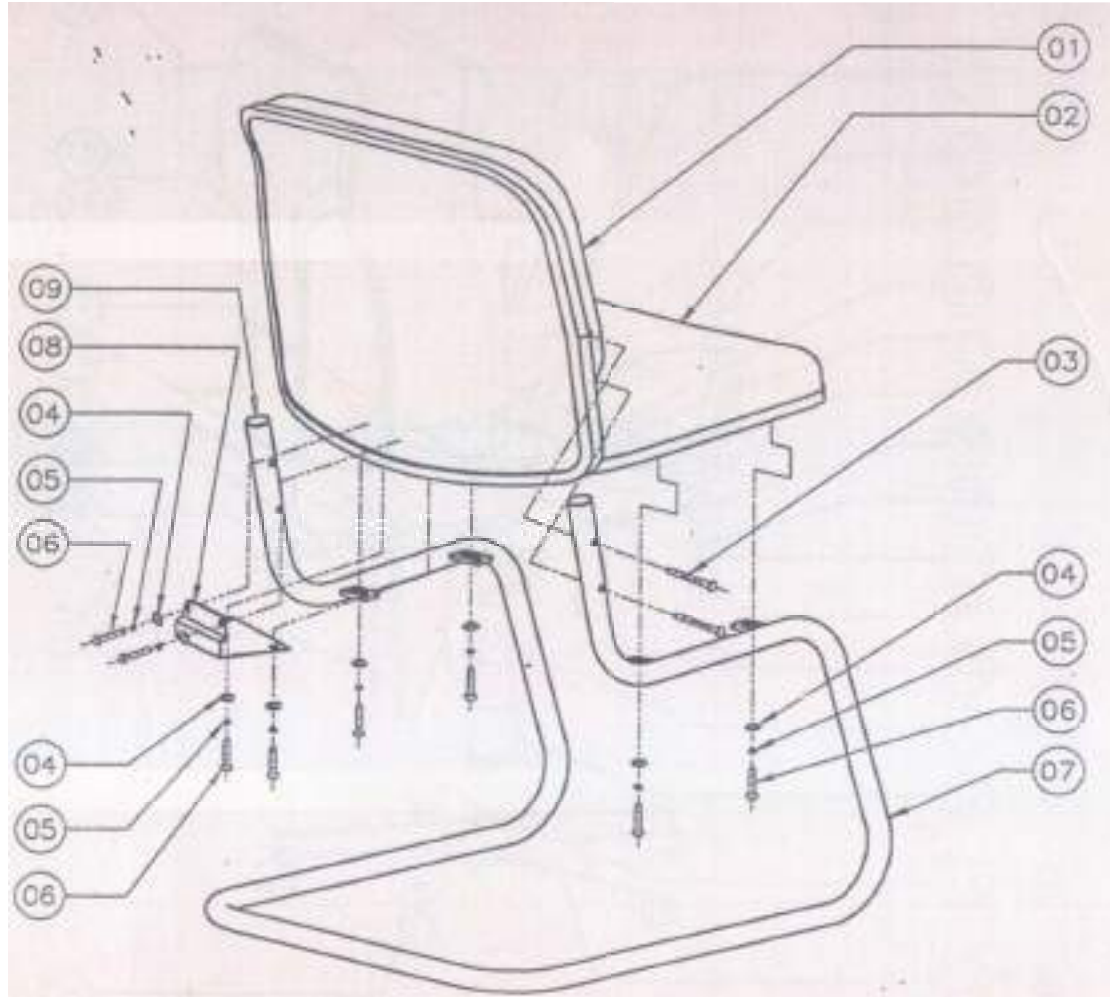
FRONT ELEVATION



ISOMETRIC VIEW

HOSPITAL FURNITURE		
CHAIR CB		
DATE:-	E-IN-C's BR ARMY HQ	SHT NO 2 / 3
SubMaj A Francis DRAWN BY		
Smt Surjit Kaur,CD CHECKED BY	DRG. NO. HFD/2040	
Sh.Kuldeep Singh SR ARCH	Smt Meenakshi parthasarathi Chief Architect For E-IN-C	

NO	DESCRIPTION	QTY	REMARKS
01	Cushioned backrest assy 7002 -4	01	
02	Cushioned seatrest assy 7001-4	01	
03	Ph pan hd m / c screw M6 x 40 L	04	
04	Plain washer (Big)	08	
05	Spring washer	08	
06	Ph pan hd m / c screw M 6 x 25 L	08	
07	Main frame 7004 / 7004 D painted	01	
08	MS seat + back Conn Bkt painted	01	
09	LDPE end cap 1" dia	02	



ASSEMBLING DETAILS

HOSPITAL FURNITURE		
CHAIR CB		
DATE:-	E-IN-C's BR ARMY HQ	SHT NO 3/3
SubMaj A Francis DRAWN BY		
Smt Surjit Kaur,CD CHECKED BY	DRG. NO. HFD/2040	
Sh.Kuldeep Singh SR ARCH	Smt Meenakshi parthasarathi Chief Architect For E-IN-C	

NOMENCLATURE : CHAIR CBA (VISITOR) WITH PADDED ARMS

SEAT/BACK :- The seat and back are made pu of 12 cm thick hot pressed plywood upholstered with fabric and moulded polyurethane foam with PVC lipping all around. The back foam is designed with contoured lumber support for extra comfort. The seat and back under go a back pull test (45 kg load on seat and back pulled forward and backward with a load of 34 kg for 120000 cycles) and impact test (57 kg load dropped for 100000 cycles) as per BIFMA standards.

POLYURETHANE FOAM :- The polyurethane form is 5.0 cm and moulded with density = 50 – 55 kg / m thick and with density = 50 – 55 kg / m and hard ness = 20 + 2 kg on hampden machine at 25 % compression.

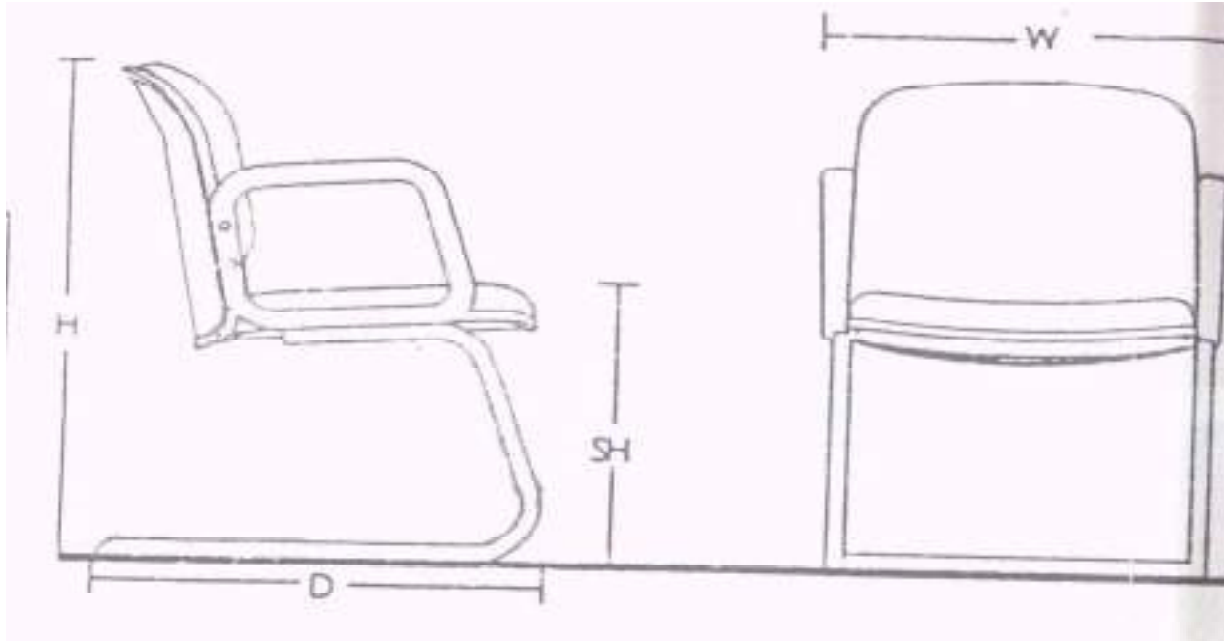
ARMRESTS:- The one piece armrests are made of black integral skin polyurethane with 75-85 shore ‘A’ hardness and reinforced with M>S insert. The armrests are scratch and weather resistant.

FABRIC:- Contains the following materials in various colours.
(a) Acrylic (b) Polyester (c) Polypropylene

TUBULAR FRAME :- The tubular frame is cantilever type and made of dia 2.5 cm and powder coated.

POWDER COATING :- All steel component are Epoxy Polyester powder coated with the following specifications:-
Dry film thickness more than 45 microns.
Salt spray test to withstand more than 1000 hours
Adesion as per DIN 53152 standards
Pencil scratch hardness more than 2 H

HOSPITAL FURNITURE		
CHAIR CBA		
DATE:-	E-IN-C's BR ARMY HQ	SHT NO 1 / 3
SubMaj A Francis DRAWN BY		
Smt Surjit Kaur,CD CHECKED BY	DRG. NO. HFD/2041	
Sh.Kuldeep Singh SR ARCH	Smt Meenakshi parthasarathi Chief Architect For E-IN-C	



All Dimensions in cm
 Depth- (D) 62.5
 Width- (W)56.0
 Height- (H)81.5
 Seat Height-45

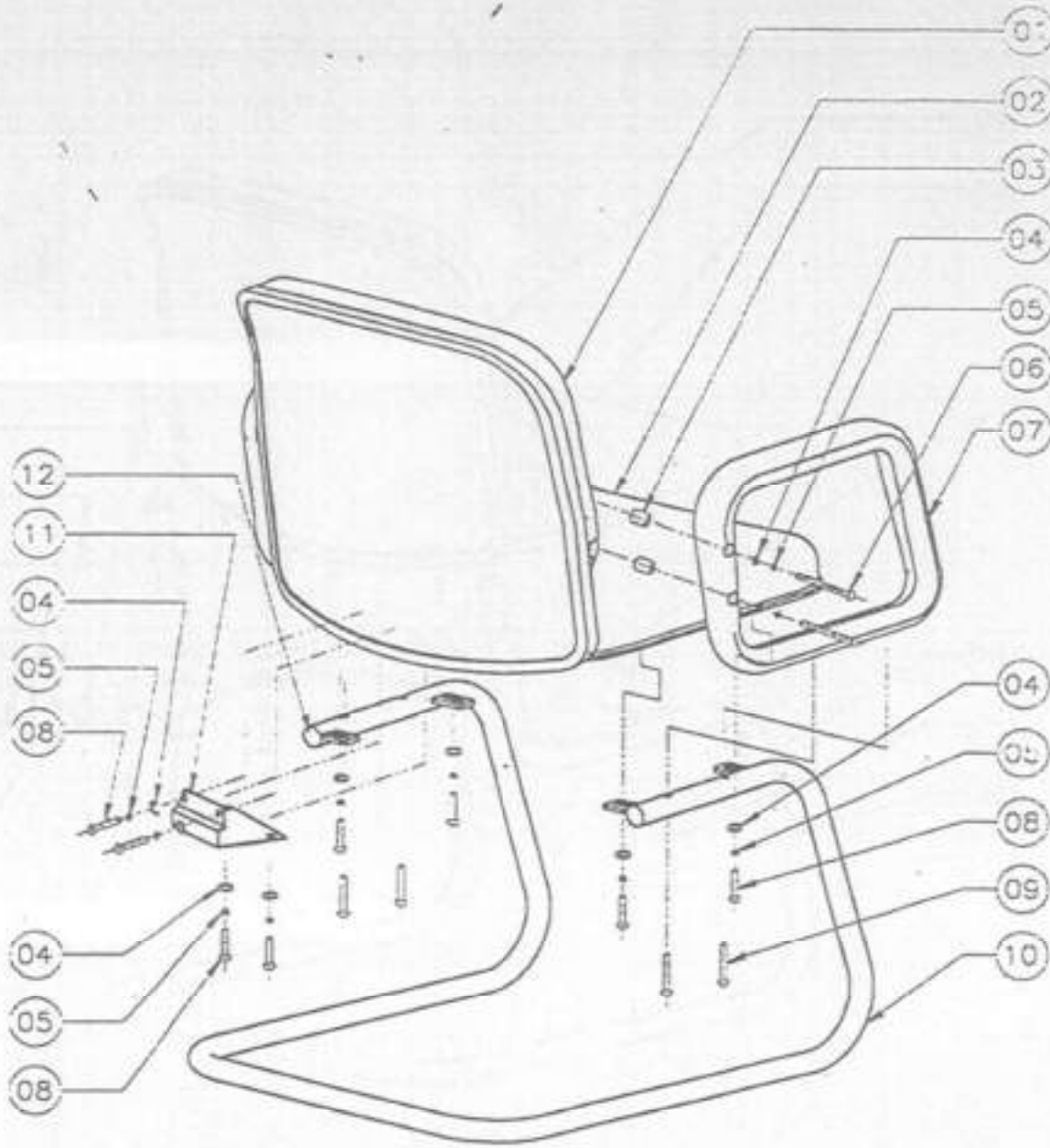
SIDE ELEVATION

FRONT ELEVATION



ISOMETRIC VIEW

HOSPITAL FURNITURE		
CHAIR CBA		
DATE:-	E-IN-C's BR ARMY HQ	SHT NO 2/3
SubMaj A Francis DRAWN BY		
Smt Surjit Kaur,CD CHECKED BY	DRG- NO. HFD/2041	
Sh.Kuldeep Singh SR ARCH	Smt Meenakshi parthasarathi Chief Architect For E-IN-C	



SN	DESCRIPTION	QTY	REMARKS
01	Cushioned backrest assy	01	
02	Cushioned seat rest assy	01	
03	PP sleeve 16 mm	04	
04	Plain washer (big)	12	
05	Spring washer	12	
06	Ph pan hd m / c screw M6x 55L	04	
07	P.U. arm rest (H – 6)	02	
08	Ph pan hd m/c screw M6x25L	08	
09	Ph pan hd m/c screw M6x40L	04	
10	Main frame painted	01	
11	MS seat + back Conn Bkt painted	01	
12	LDPE end cap 1” dia	02	

ASSEMBLING DETAILS

HOSPITAL FURNITURE		
CHAIR CBA		
DATE:-	E-IN-C's BR ARMY HQ	SHT NO 3/3
SubMaj A Francis DRAWN BY		
Smt Surjit Kaur,CD CHECKED BY	DRG. NO. HFD/2041	
Sh.Kuldeep Singh SR ARCH	Smt Meenakshi parthasarathi Chief Architect For E-IN-C	

NOMENCLATURE

DIMENSIONS :

RAW MATERIAL

DESCRIPTION

:ALMIRAH LARGE GLAZED

1985 x 840 x 485

:20, Swg Mild steel of CRCA quality.

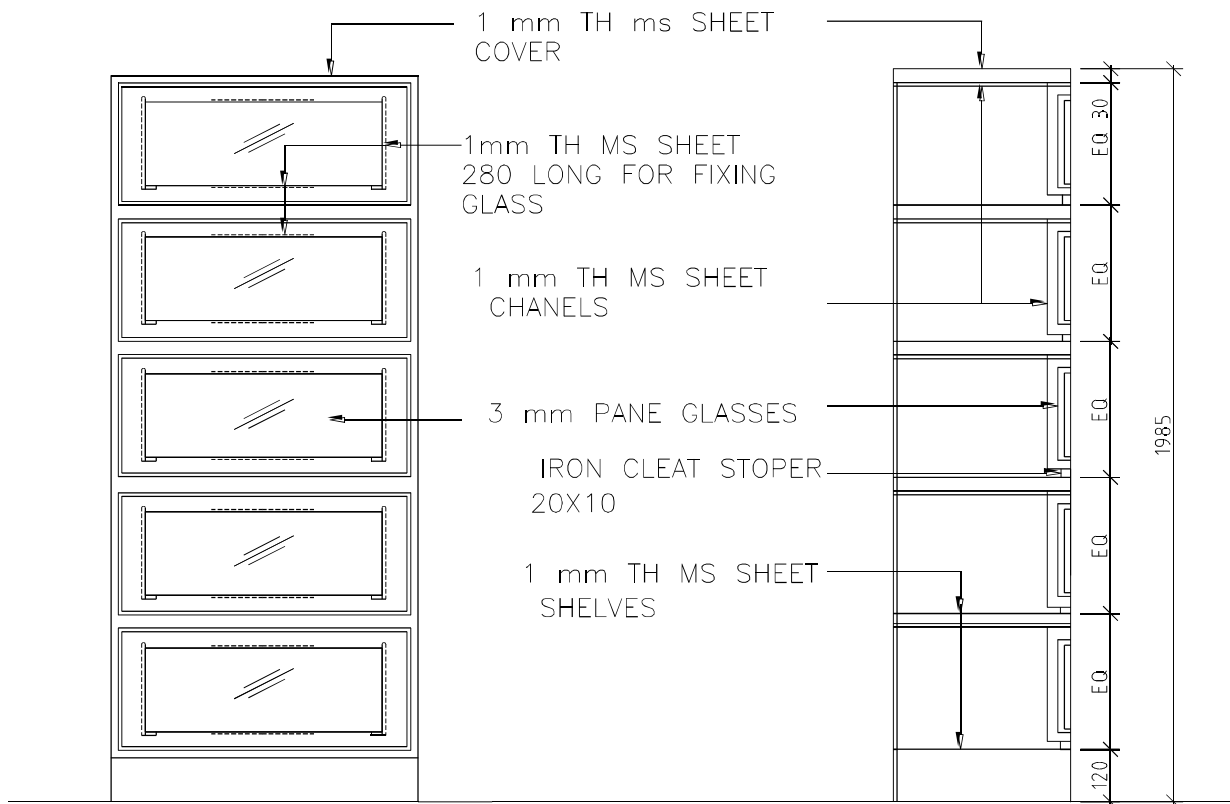
:Five Shelves with Transparent Glasses doors in front + 6 Lever brass lock .

:Body & Shelves - 20 Swg

Powder coated pretreated

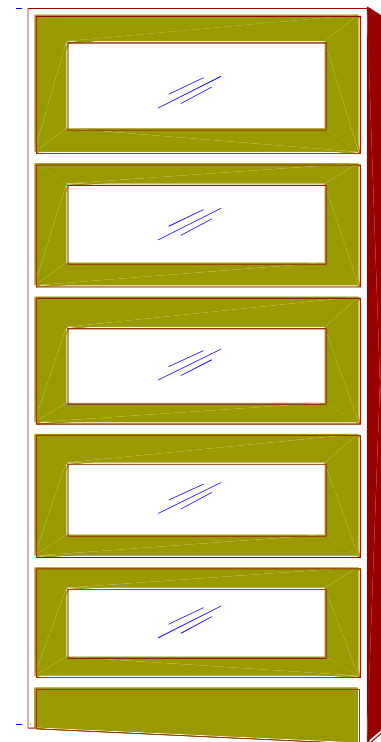
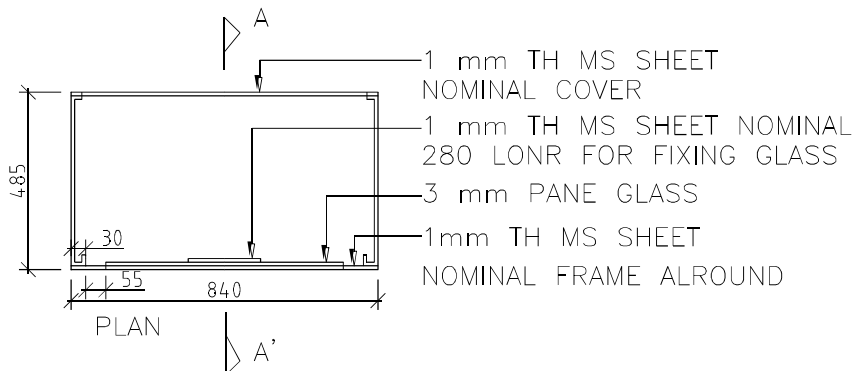
Blue / Marble Blue / Marble Green

FINISH
COLOUR



FRONT ELEVATION

SECTION ON A-A'



ISOMETRIC VIEW

HOSPITAL FURNITURE		
ALMIRAH LARGE GLAZED		
DATE:-	E-IN-C's BR ARMY HQ	SHT NO 1 / 1
SubMaj A Francis DRAWN BY		
Smt Surjit Kaur,CD CHECKED BY	DRG. NO. HFD/ 2065	
Sh.Kuldeep Singh SR ARCH	Smt Meenakshi parthasarathi Chief Architect For E-IN-C	

**PRE BID MEETING FOR PROVISION OF TRADE PATTERN FURNITURE FOR STATION
CONFERENCE ROOMS (02) AND OFFICE SPACES AT BHUBANESWAR (SEPCIAL WORK)**

BID NO : GEM/2024/B/52744987 DT 05 SEP 2024 PRE BID MEETING DATE 17 SEP 2024

MAKE			
S NO	Nomenclature	Model No	Remarks
1	"U" Shaped conference table (2 Seater Side tables (10 Nos) + 1 main table+2 corner tables) with 10 mm thick glass top and hole facility for speaker and microphones.		
2	Supplying and Placing in Position of HIGH BACK EXECUTIVE CHAIR		
3	Supplying and Placing in Position of Medium Back Conference Chair		
4	Supplying and Placing in Position of 3 Seater Premium Leatherette Executive sofa		
5	Supplying and Placing in Position of 2 Seater Premium Leatherette Executive sofa		
6	Supplying and Placing in Position of "L" Shaped Executive Table including 10 mm thick matching glass top.		
7	Supplying and placing in position of Book Shelf / Trophy Shelf		
8	Supplying and placing in position of Sofa Set Five Seater (02 Single Seater + 01 Three Seater)		
9	Supplying and placing in position of Single Seater Manual Recliner		
10	Supplying and placing in position of Dining Set (01 X Table Six Seater and 06 X Chairs)		
11	Supplying and Placing in Potision of Double Bed Nina King Size		

Bharat Paliwal
Dy Comdt
1447-D

Shri Manas Ranjan Biswal
AE (Civ)
Offg BSO Bhubaneswar



Wellton Healthcare 7ft 3 Fold Green Mild Steel Powder Coated Bed Side Screen

Brand Wellton Healthcare Frame

Model: Bed Side Screen Dimensions LxWxH 240x172x4 cm

Material Mild :Steel

Weight: 25 k

Number of Panels :3 Folds

Colour: Green

Curtain Material : Cotton

Finish: Epoxy Powder Coated

Number of Wheels: 6

Wheel Diameter 10 cm

Height: 7 ft

Country of origin India

Manufacturer Details H.No 492, Saraswati Marg, Mandawali Fazalpur, East Delhi, Delhi-110 Packer Details H.No 492, Saraswati Marg, Mandawali Fazalpur, East Delhi, Delhi-110

Common/Generic Name

Product Details

The Wellton Healthcare Bed Side Screen is a high-quality product designed to provide privacy and co healthcare settings. With its durable construction and sleek design, it is the perfect addition to any me home care environment. The frame of the bed side screen is made from mild steel, ensuring strength is finished with an epoxy powder coating in an attractive green color, adding a touch of style to any sp cm wheel diameter allows for easy maneuverability, making it simple to position the screen exactly where needed. Featuring six wheels, this bed side screen offers excellent stability and mobility. The three-

fol provides versatility and allows for easy storage when not in use. The curtain is made from high-quality material, ensuring durability and privacy. Whether it is used in a hospital room, nursing home, or home this bed side screen will provide the necessary privacy and comfort for patients.

https://www.moglix.com/wellton-healthcare-7ft-3-fold-green-mild-steel-powder-coated-bed-side-screen/mp/msnv5oog64z056?s_kwid=AL!10177!3!!!x!!&utm_source=google&utm_medium=cpc&utm_network=performance_max&utm_campaign=India_Performance_Max_Medical_Supplies_Hospital_Furniture&adgroup_id=&keyword=&gad_source=1&gclid=CjwKCAjw34qzBhBmEiwaOUQcFxsOHvpHarMZN0dxuIntKCR8dfgCEp4WM8zZqQ4xiM31DhWisL6AXRoCb9wQAvD_BwE

DETAILS OF FURNITURE REQUIRED FOR THE WORK

Page-1

BID NO: GEM/2024/B/

Name of Work: Provision of OTM Accommodation for Indian Coast Guard at 03 acers land, Bhubaneswar

Item Number	Item Title	Item Quantity	Unit of Measure
1	Almirah Large Glazed HFD 2065	2	Pieces
2	Almirah Large Steel FD 1031	7	Pieces
3	Almirah Medium Steel FD 1032	7	Pieces
4	Board Notice Size 900 X 600 MM with Sliding Glass door FD 1042	4	Pieces
5	Bath Mat FD E6 MAP 07	26	Pieces
6	Chair CB Steel With Arms HFD 2041	14	Pieces
7	Chair CB Steel Without Arms HFD-2040	30	Pieces
8	Chair Dining FD 270	58	Pieces
9	Chair Varandah FD 359	25	Pieces
10	Chair Writing FD 1107	99	Pieces
11	Charpoy with Hard Top FD MAP II 01	107	Pieces
12	Durrie 3' X 6'	2	Pieces
13	Easy Chair FD 281	87	Pieces
14	Form without back FD 1027	3	Pieces
15	Form With Back FD 401	2	Pieces
16	Hot Case Large FD 364	2	Pieces
17	Ladder Aluminium FD-1025	2	Pieces
18	Locker Steel Half Shelf & Half Hanging FD 1029	25	Pieces
19	Meat & Milk Safe FD 407	2	Pieces
20	Mirror with Shelf FD 52 M	1	Pieces
21	Rack Side Steel FD 1023	7	Pieces

DETAILS OF FURNITURE REQUIRED FOR THE WORK

Page-2

BID NO: GEM/2024/B/

Name of Work: Provision of OTM Accommodation for Indian Coast Guard at 03 acers land, Bhubaneswar

22	Rack Steel Closed Adjustable Height 06 tier HFD-2032	131	Pieces
23	Receptacle PVC DUSTBIN FD E6 MAP 13	5	Pieces
24	Safe Milk FD 47 M	1	Pieces
25	Side Board FD 1112	1	Pieces
26	Sofa Set 03 Pers FD E6 MAP II 02	2	Pieces
27	Stool Steel FD 409	16	Pieces
28	Table 900 X 600 mm Steel Without draw FD 1007	7	Pieces
29	Table 900 X 600 mm Steel With drawer FD 1008	60	Pieces
30	Table 900 X 900 mm FD 1009	7	Pieces
31	Table 600 X 600 mm FD-293	5	Pieces
32	Table Card FD 288	1	Pieces
33	Table Centre 02 Tier FD 393	3	Pieces
34	Table Clerk Steel FD 1004	14	Pieces
35	Table Steel Cook House FD 1019	3	Pieces
36	Table Dinning 6 Person FD E6 MAP II 03	9	Pieces
37	Table Pantry FD 1020	2	Pieces
38	Table Peg FD 384	10	Pieces
39	Teapoy HFD 2034	52	Pieces
40	Teapoy Varandah FD E6 MAP 17	2	Pieces
41	Trestle Store FD-141M	33	Pieces
42	Trolley for TV FD E6 MAP 04 R	1	Pieces

DETAILS OF FURNITURE REQUIRED FOR THE WORK

Page-3

BID NO: GEM/2024/B/

Name of Work: Provision of OTM Accommodation for Indian Coast Guard at 03 acers land, Bhubaneswar

43	Bed Fowler Steel 02 Function for head and knee rest with commode bed and dining Board (L= 2000 X W=920 X H=460 mm)	2	Pieces
44	Bedstead Iron Hospital (Size L= 2040 X W= 900 X H= 600 mm)	2	Pieces
45	Couch Examination with foot step Overall approx dimension : 1830mm (L) x 610mm (W) X 825mm (H).	2	Pieces
46	Form with back FD 78 M	5	Pieces
47	Locker Bed Side Steel HFD-2006	2	Pieces
48	Screen Movable Tri Fold Over All Size 2400 mm Length X 1720 mm Hight) Fabric density 43 GSM or More,Colour Green	3	Pieces
49	Stool Adjustable Steel FD 1026	1	Pieces
50	Table Centre 02 Tier HFD 2033	2	Pieces
51	Table Office For Senior Officer Steel FD 1002	1	Pieces
52	Table SS top FD 1012	2	Pieces